



RIDE™



Ride™ to work and shift into gear

It is the Ride™ of this chair that will first impress you, with its smooth synchronous tilting action that maintains constant contact and support for your body in all postures. The innovative gearshift type controls on either side of the seat let you adjust the synchro tilt mechanism and seat height quickly, effortlessly and as often as you like without getting up or out of the chair. The lasting comfort that you will enjoy reflects the freedom of movement that the Ride™ chair provides throughout your workday.

- 1 Synchro Tilt Adjustment:** The synchro tilt adjustment provides reclining variations and is done while seated using the shift lever on the left side of the chair. The seat/back angle can be locked into pre-set positions or recline in a free-float mode with the user's movements.
- 2 Seat Height Adjustment:** The seat height adjustment provides vertical positioning of the seat and is done while seated using the lever on the right side of the chair.
- 3 Seat Depth Adjustment:** Ride chairs feature a seat depth adjustment mechanism that allows the user to slide the seat forward or back to accommodate the length of his or her thighs. This makes the chair support the user more comfortably and reduces the pressure behind the knees, fostering better blood flow to the lower legs.

1



2



3



- 1 Arm Pivot:** The arm pivot adjustment enables you to rotate and lock each arm 30 degrees in either direction off center to suit the user and task.
- 2 Arm Depth:** The arm depth is adjustable to properly position the arm to accommodate both small and tall users.
- 3 Arm Height & Width:** Each arm is adjustable in height over a range of 4 inches and the distance between the arms can be adjusted to suit the individual user and their tasks

Twist my arm

The Ride™ chair breaks new ground with the first fully adjustable arm that can be controlled and positioned with a single action. A gentle squeezing action enables the user to quickly change the height, angle or pivot of the armrest as well as the depth and width between the two armrests. These adjustments not only accommodate the full range of body types and sizes, they also provide an enhanced level of ergonomic support for dedicated computer users.

1



3



2



No two backs are the same. Ride™ has four to choose from

Ride™ lets you choose what is right for you with four different back designs, each with its own particular look and feel. The molded plastic back is a beautifully contoured form that delivers firm support. Our three dimensional mesh back is robotically knitted one at a time and incorporates a sophisticated lumbar and back support that is shared by the fully upholstered back option, available in either fabric or leather. The choice? It's all yours.

/ 2601-1 Contoured Plastic Back /



/ 2611-1 Upholstered Contoured Plastic Back /



/ 2621-1 Dimensional Mesh Back (Contrasting) /



/ 2631-1 Fully Upholstered Back /




2601-1: Contoured Plastic Back is precision molded from impact resistant glass filled nylon for maximum durability and a refined and contemporary aesthetic.

2611-1: Upholstered Contoured Plastic Back is fitted with an upholstered insert to extend the specifier's finishing capabilities. Adjustable lumbar support standard.

2621-1: Dimensional Mesh Back is a unique three dimensional, robotically knitted nylon mesh that provides superior comfort and breathability. Adjustable lumbar support standard.


2631-1: Fully Upholstered Back provides exceptional comfort. The molded foam construction is supported with a mesh liner for added support and durability. Adjustable lumbar support standard.

Upholstery




TE Terranova

Mesh



BE Breeze

Frame Finish Options



TUN Tungsten



CHR Charcoal

Terranova Upholstery: A high-performance polyester fabric that was specifically developed to complement the Ride™ chair. Available in a range of contemporary colors.

Breeze Dimensional Mesh: A unique three dimensional, robotically knitted nylon mesh that provides superior comfort and breathability. Available in a range of colors to match the Terranova upholstery offering.

Frame Finish: A durable powder-coated epoxy frame finish is available in both Tungsten (TUN) and Charcoal (CHR) with matching base and casters.

Find your comfort zone

Ride™ takes another big step forward, providing accurate and adjustable lumbar support without changing the position or height of the entire back of the chair. You can also make the adjustment without getting up or out of the chair so that you can find the exact position of contact and comfort zone that you are looking for. The entire Ride™ philosophy is founded on comfort adjustments that you can make quickly and on the fly, without interrupting the task at hand.

1-3 Back Height: The back height adjustment provides vertical positioning of the lumbar support to accommodate the full range of body sizes, as well as personal preferences. The adjustment is controlled by two paddles on the back that can be positioned quickly and accurately from a seated position and without getting up or out of the chair.

1



2



3



Every Ride™ deserves a good Rest™

The Rest™ series of side chairs provides a complementary solution for office guest seating, as well as for meeting and multipurpose rooms. Rest™ includes arm and armless models in a leg chair, cantilevered base chair and stool. The leg chair is available with glides (standard) or casters (optional) for mobile applications. Rest's™ contoured plastic back and contoured, molded seat foam provide lasting durability and comfort.

- | | | |
|---|---------|--------------------------------|
| 1 | 2604 | Armchair |
| 2 | 2614 | Armless Chair |
| 3 | 2624 | Cantilevered Armchair |
| 4 | 2604(c) | Armchair with Optional Casters |
| 5 | 2644 | Stool with Arms |

1



2



3



4



5





RIDE™



BEST OF CANADA
SIXTH ANNUAL DESIGN COMPETITION

2601-1



Synchro Knee Tilter with Contoured Plastic Back and Upholstered Seat

Height, width and depth adjustable self-skinned urethane arms. Gearshift type controls for pneumatic seat height adjustment and synchro tilt adjustment. Single wheel, oversized carpet caster. Five-legged aluminum base.

2611-1



Synchro Knee Tilter with Upholstered Contoured Plastic Back and Upholstered Seat

Height, width and depth adjustable self-skinned urethane arms. Gearshift type controls for pneumatic seat height adjustment and synchro tilt adjustment. Lumbar adjustment. Single wheel, oversized carpet caster. Five-legged aluminum base.

2621-1



Synchro Knee Tilter with Mesh Back and Upholstered Seat

Height, width and depth adjustable self-skinned urethane arms. Gearshift type controls for pneumatic seat height adjustment and synchro tilt adjustment. Lumbar adjustment. Single wheel, oversized carpet caster. Five-legged aluminum base.

2631-1



Synchro Knee Tilter with Fully Upholstered Back and Upholstered Seat

Height, width and depth adjustable self-skinned urethane arms. Gearshift type controls for pneumatic seat height adjustment and synchro tilt adjustment. Lumbar adjustment. Single wheel, oversized carpet caster. Five-legged aluminum base.

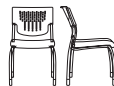
2604



Armchair

Upholstered seat and black contoured glass filled nylon back, arm caps and polyethylene glides.

2614



Armless Chair

Upholstered seat and black contoured glass filled nylon back and polyethylene glides.

2624



Cantilevered Armchair

Upholstered seat and black contoured glass filled nylon back and arm caps.

2634



Cantilevered Armless Chair

Upholstered seat and black contoured glass filled nylon back.

2644



Stool with Arms

Upholstered seat and black contoured glass filled nylon back, arm caps and polyethylene glides.

2654



Stool

Upholstered seat and black contoured glass filled nylon back and polyethylene glides.

Global - Canada
560 Supertest Road Downsview Ontario Canada M3J 2M6
Tel (416) 661-3660 (800) 668-5870
Customer Service: Fax (800) 361-3182
Government Customer Service: Fax (416) 739-6319

Global - U.S.A.
17 West Stow Road P.O. Box 562
Marlton New Jersey U.S.A. 08053
Tel (856) 596-3390 (800) 220-1900
Fax (856) 596-5684

Global - International
560 Supertest Road Downsview
Ontario Canada M3J 2M6
Tel (416) 661-3660 (800) 668-5870
Fax (416) 667-1821

GGI Office Furniture (UK) Ltd.
Global Way Darwen
Lancashire UK BB3 0RW
Tel +44(0) 1254 778500
Fax +44(0) 1254 778519

Visit us on the World Wide Web at www.globaltotaloffice.com

Offices throughout Canada, United States, United Kingdom, France, Australia and Brazil. Distribution around the world. A member of the Global Group.

© 2005 ® TM Trade-Marks of GLOBAL TOTAL OFFICE. These products may be covered by one or more issued patents or pending patent applications in Canada, the U.S. and elsewhere. All intellectual property rights in applicable trademarks, patents and industrial designs are strictly reserved. Specifications are correct at time of printing. Printed in Canada. Industrial & Graphic Design / The Global Design Center. 050405 / R1 410 908

