

HON

PRESIDE™
Conference Series



WHERE PEOPLE AND
IDEAS CONNECT

Just Add People

When people put their heads together, good things happen. Whether it involves two people discussing a new project or 20 people setting strategic direction, collaboration generates the ideas that keep business moving forward. The effective, productive workplace provides people with spaces that support collaboration at all levels.

To help, The HON Company offers the Preside conference series. With versatile, person-friendly tables and other products designed to support meetings of all kinds, Preside is focused on people. It delivers comfort as well as connectivity—to one another as well as the latest technology—in settings that range from private offices and cafés to project war rooms and expansive boardrooms.







COMFORT SPACE

The open design of select Preside bases lets people stretch out and stay comfortable. This generous under-the-surface space is further enhanced by the need for fewer support bases and table widths up to 54 inches.



ROOM TO FOCUS

Some meetings seem to go on for hours. Others actually do. Either way, if discomfort sets in, people tune out. Preside tables are conscious of that. Designed to keep people comfortable and engaged—however long the meeting—Preside allows people to spread out, with tables that can be specified in lengths from five to 20 feet or more, in 24-inch increments. Below the surface, there's plenty of room for legs and knees, thanks to base options that maximize open, unobstructed space.

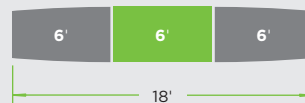
SO LONG, LIMITATIONS

Preside tables can be specified as long as you need them to be. Go long with two-piece tops (10', 12', or 14'), longer with three-piece tops (16', 18', or 20'), or even longer with modular tops that can be extended to whatever length you need. Choose from rectangle, boat, or racetrack shapes.


TWO-PIECE TOPS



THREE-PIECE TOPS



MODULAR TOPS





POP-UP PORT

When not in use, the low-profile pop-up port remains flush with the worksurface. Simply pop it up for immediate access to three power and one blank data receptacle, which can connect with VGA, audio, network, or power.



FLIP-TOP PORT

The flip-top port provides four power and two blank data receptacles, which can connect with VGA, audio, network, or power. It conceals wires and allows them to pass through the tabletop. Its lid can be closed even while in use.



SUPPORT BEAM/WIRE TROUGH

On select Preside table bases, power and data cabling can be channeled and fully concealed in troughs that provide easy access below the tabletop.



4-TRAC ELECTRICAL SOLUTION

Distributes power along the entire length of a tabletop. Accommodates up to 26 duplex receptacles per two-circuit infeed.



BASES WITH REMOVABLE DOORS

Power and data can be routed through select bases. Bases with removable doors provide easy access to conceal cabling and technology, such as wireless routers.



D



CONNECTIONS MADE EASY

In collaborative settings, people need to stay connected, not just with each other but also with the technology they rely on to be fully and actively engaged. To do so, they need to be plugged in—literally—to make use of all the technological tools at their disposal today. With Preside, people can have immediate access to power and data for right-then, right-there use.



STIMULATING SPACES

To encourage and promote participation, conference rooms and meeting spaces need to provide more than tables and chairs. Beyond its table offering, the Preside conference series includes products that augment and complement highly collaborative settings. When used in conjunction with Preside tables, these products help create spaces where people can make presentations comfortably, share their ideas visually, and grab a bite to eat without losing productivity.



LECTERN

The flexible, mobile lectern includes a shelf (perfect for a laptop) that slides left or right, a surface that can be flat or angled, and a removable top section. Available with or without door.



HOSPITALITY CRENZNA

At buffet height—36 inches—the credenza creates just the right place for coffee, snacks, or lunch. Drawers hold silverware and utensils. A glass hospitality shelf is also available.



PRESENTATION CABINET

Handsome doors enclose this cabinet, providing a professional appearance and, at the end of the day, keeping what's been shared out of sight and private. Display area is magnetic.



MARKERBOARD

A practical choice for less-formal meeting spaces, this markerboard is magnetic, and can be mounted vertically or horizontally to suit various-sized rooms and walls.



E



F



G



EDGE PROFILES



FLAT
10500 Series, Initiate®,
Vicinity®, Voi™

DROP

KNIFE
Vicinity, Announce®

TRI-OVAL
Park Avenue
Collection®

TRADITIONAL
94000 Series,
Pennsylvania Avenue

RIBBON
Valido®

T-MOLD
Initiate, Mentor®,
SmartLink™

COVE
Arrive™

KEY
L Laminate
V Veneer

A PERFECT PARTNER

In private offices or collaborative areas, Preside tables partner perfectly with HON's various desking lines. With so many shapes, sizes, edge profiles, and handles to choose from, Preside can also be a fine teammate in settings where furniture is already in place.



H

HANDLES



LOOP SATIN NICKEL
Park Avenue Collection



LOOP BLACK
Park Avenue Collection



LINEAR/EMPIRE MATTE CHROME
10500 Series (Linear), Arrive (Empire)



LINEAR/EMPIRE BLACK
10500 Series (Linear), Arrive (Empire)



ROUNDED SQUARE MATTE CHROME
Arrive, Attune



ROUNDED SQUARE BLACK
Arrive, Attune



ARCH MATTE CHROME
10500 Series, Announce



ARCH BLACK
10500 Series

FITTING RIGHT IN

Workplace style comes in many forms. Some office settings convey a casual, comfortable look; others present a more polished, professional appearance. Preside can be right for all of them. With its array of tabletop shapes, bases, edge profiles, materials, and finishes, Preside tables and accompanying products fit in and look good just about anywhere.



FROM TRADITIONAL TO CONTEMPORARY

Preside's design details and material options support practically any image, making it appropriate for conservative, traditional workplaces, contemporary office spaces with a fashion-forward look, or anyplace in between.



FROM LAMINATE TO VENEER


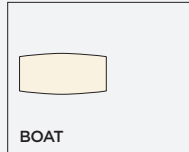
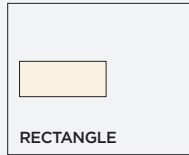
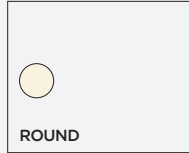
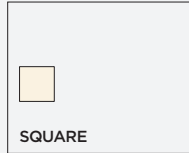
Durable, stain-resistant laminates—woodgrain, solid, and patterned—maximize value and create attractive two-tone effects when used together or with veneer. The richness of veneer adds elegance and style to any office setting.



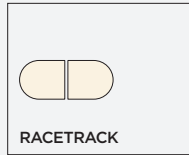
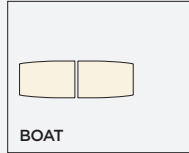
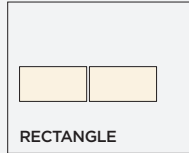


TABLETOPS

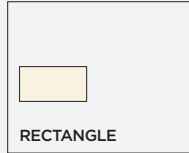
SINGLE-PIECE TOPS



MODULAR TOPS

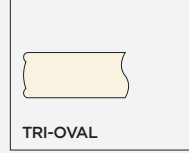
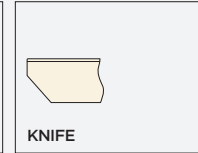
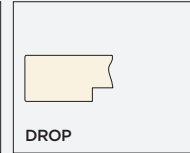
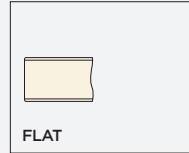


ADDER SECTIONS

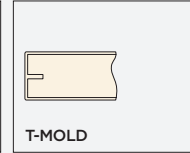
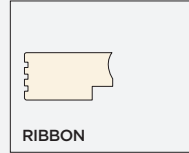


EDGES AND HANDLES

LAMINATE AND VENEER EDGES



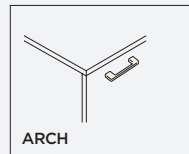
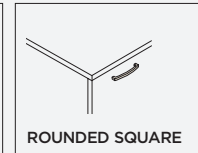
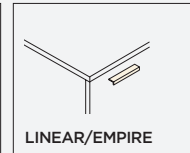
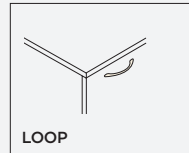
LAMINATE EDGES



VENEER EDGE



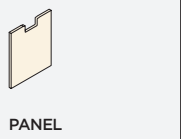
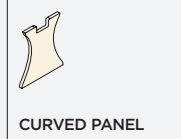
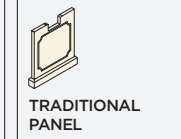


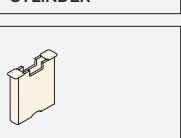

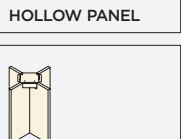
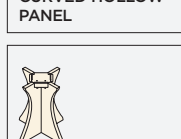
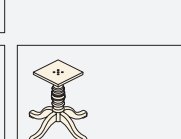
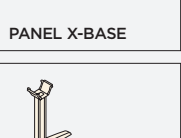
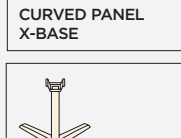
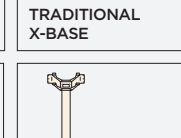
HANDLES





BASES AND LEGS

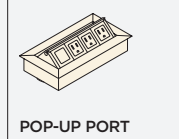

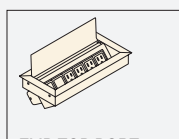
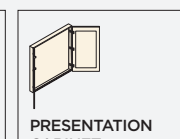
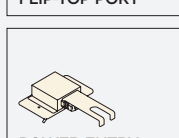
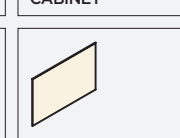
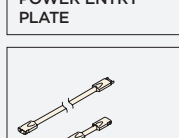
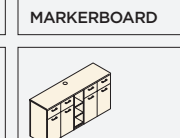

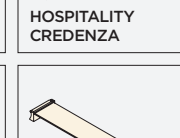
WOOD AND METAL

 PANEL	 CURVED PANEL	 TRADITIONAL PANEL
 CYLINDER	 CUBE	
 HOLLOW PANEL	 CURVED HOLLOW PANEL	
 PANEL X-BASE	 CURVED PANEL X-BASE	 TRADITIONAL X-BASE
 ALUMINUM T-LEG	 ALUMINUM X-LEG	 STANDING-HEIGHT X-LEG

ACCESSORIES

POWER AND DATA

SUPPORTING PRODUCTS

 POP-UP PORT	 LECTERN
 FLIP-TOP PORT	 PRESENTATION CABINET
 POWER ENTRY PLATE	 MARKERBOARD
 POWER IN-FEED CABLE	 HOSPITALITY CREDENZA
 POWER KIT	 HOSPITALITY SHELF



PRODUCTS, MATERIALS, AND FINISHES SHOWN:

Front A: Preside table with boat top, flat edge, and hollow panel bases in Bourbon Cherry laminate. Ignition™ work chairs in Silvertex™ Celery with mesh backs, fixed arms and bases in Polished Aluminum.

Pages 2-3 B: Preside table with rectangle top and knife edge in Columbian Walnut veneer and cube bases in Brilliant White laminate. Ceres™ work chairs fully upholstered in Brisa® White with Polished Aluminum arm stems and bases.

Pages 4-5 C: Preside table with boat top, knife edge, and curved hollow panel bases in Columbian Walnut veneer. Preside lectern and presentation cabinet in Columbian Walnut veneer. Ceres work chairs fully upholstered in Brisa White with Polished Aluminum arm stems and bases.

Pages 6-7 D: Preside table with rectangle top and knife edge in Harbor Teak laminate and hollow slab bases in Light Gray laminate. Preside markerboards. Ceres multi-purpose chairs with ilira™-stretch M4 mesh backs in Fog, seats in Centurion Poppy, arms, casters, and Textured Platinum Metallic frames.

Pages 8-9 E: Preside table with rectangle top, knife edge, and hollow panel bases in Columbian Walnut veneer. Preside hospitality credenza with flat edge and lectern in Columbian Walnut veneer and Loop handles in Satin Nickel. Presentation cabinet in Columbian Walnut veneer. Nucleus™ work chairs with ilira-stretch M4 mesh backs in Fog, seats in Striae Night, and Black bases.

Page 10 F: Preside table with square top and flat edge in Sheer Mesh laminate, flat edge, and curved panel X-base in Harvest laminate. 10500 Series L-station in Harvest laminate with Sheer Mesh laminate worksurfaces and tackboard in Appoint Hummus. Ignition executive chair in Stitchery Deep Bronze with fixed arms and base in Polished Aluminum. Ignition guest chair in Stitchery Deep Bronze.

Page 10 G: Preside table with square top and flat edge in Harbor Teak laminate and cube base in Brilliant White laminate. Voi™ U-station with laminate worksurfaces, edgebands, and storage fronts in Harbor Teak laminate and storage chassis in Brilliant White laminate. Ceres work chair fully upholstered in Whisper Cashew with Polished Aluminum arm stems and base. Ceres multi-purpose chairs with ilira-stretch M4 mesh backs in Black, seats in Whisper Cashew, arms, glides, and Textured Platinum Metallic frames.

Pages 10-11 H: Preside table with round top, cove edge, and cylinder base in Harvest veneer. Preside presentation cabinet in Harvest veneer. Arrive U-station with wood doors in Harvest, Rounded Square handles and column support for peninsula in Matte Chrome, and tackboard in Twilight Haze. Park Avenue Collection® executive chair in Smart Textiles Block Party Top Hat with Harvest frame. Laurus™ guest chairs in Smart Textiles Block Party Top Hat with Harvest frames.

Page 12 I: Preside table with rectangle top, traditional edge, and traditional panel bases in Mahogany laminate. Preside hospitality credenza with flat edge in Mahogany laminate with Loop handles in Satin Nickel. Park Avenue Collection managerial chairs in Black Leather with arm accents and bases in Polished Aluminum.

Page 12 J: Preside table with boat top, flat edge, and hollow panel bases in Bourbon Cherry laminate. Preside hospitality credenza with flat edge in Bourbon Cherry laminate with Loop handles in Satin Nickel. Ignition work chairs in Silvertex Celery with mesh backs, fixed arms, and bases in Polished Aluminum.

Page 13 K: Preside table with rectangle top in Steel Mesh laminate, knife edge in Platinum, and aluminum T-legs in Platinum Metallic. Preside hospitality credenza with flat edge in Brilliant White laminate with Steel Mesh top and Loop handles in Satin Nickel. Ceres work chairs with ilira-stretch M4 backs in Tangerine, seats in Brisa White, and Polished Aluminum arm stems and bases.

Page 13 L: Preside table with racetrack top, cove edge, and curved panel bases in Shaker Cherry veneer. Preside hospitality credenza with flat edge in Shaker Cherry veneer with Loop handles in Satin Nickel. F3™ work chairs with ilira-stretch mesh backs in Sandstone and seats in Charged Jet.

Back M: Preside tables with round tops and flat edges in Brilliant White laminate and aluminum X-legs (sitting- and standing-height) in Platinum Metallic. Pagoda® stools with arms, seats in Stitchery Key Lime, wood backs in Columbian Walnut, and Titanium frames. Pagoda stacking chairs with casters, seats and backs in Stitchery Key Lime, and Titanium frames.

HON.®

The HON Company
200 Oak Street
Muscatine, IA 52761
800.833.3964
hon.com

© 2011 The HON Company Form No. H4006 (3/11)

HON, Attune, Initiate, Mentor, Pagoda, Park Avenue Collection, SmartLink, Valido, and Vicinity are registered trademarks of HNI Technologies, under license to The HON Company. Preside, Arrive, Ceres, F3, Ignition, Laurus, Nucleus, and Voi are trademarks of The HON Company. Brisa is a registered trademark of Ultrafabrics, LLC. ilira is a registered trademark of H.R. Rathegeber GmbH K.G. Silvertex is a trademark of Spradling Holdings Inc. Models, upholstery, and finishes are subject to change without notice.