

	Page
<b>CLASSROOM</b>	
SmartLink® Student Desks .....	689
Accomplish® Single Entry Combo Desks .....	696
Accomplish® Cantilever Desks .....	698
Accomplish® 4-Leg Desks .....	699
Accomplish® 4-Leg Chairs .....	701
Accomplish® 4-Leg Chair with Casters .....	702
Accomplish® Swivel Chair .....	703
Proficiency® 4-Leg Desks .....	706
Proficiency® 4-Leg Chairs .....	707
<b>Desking</b>	
SmartLink® Teacher Stations .....	683-685
10700 Series .....	174-188
10500 Series .....	190-213
Mentor® Series Desking .....	234-235
38000 Series .....	226-233
<b>Seating</b>	
Accomplish® Cantilever Chairs .....	700
Proficiency® 4-Leg Chairs .....	707
Perpetual® Nesting .....	548
Olson Stacker® – 4040 Series High Density .....	534
Alaris™ – 4220 Series .....	509
Alaris™ – 4240 Series .....	510
Volt® – 5700/5720 Series .....	558-559
ComforTask® – 5900 Series .....	515
Unanimous® – 7600 Series .....	556-557
7800 Series .....	565-568
<b>Storage &amp; Files</b>	
SmartLink® Modular Storage .....	686-688
Flagship® Personal Storage .....	424
Brigade® Metal Overfiles .....	444
Brigade® 800 Series Lateral Files .....	448-449
Brigade® 700 Series Lateral Files .....	450-451
Brigade® 600 Series Lateral Files .....	452-453
Lateral File Accessories .....	457
310 Series Vertical Files – 26½”D .....	462
510 Series Vertical Files – 25”D .....	464
Flagship® Storage Cabinets and Bookcases .....	429-430
Brigade® Storage Cabinets .....	445
Brigade® Steel Bookcases .....	446
10500 Series Bookcases .....	466
1870/1890 Series Bookcases .....	467
<b>Tables</b>	
Huddle™ Multi-Purpose Tables .....	631-638
Activity Tables .....	663
Adjustable Height Training Tables .....	639-641
Desking/Training Electrical Solutions .....	642-645
Essential Foundations® Training Tables .....	660-661
66000 Series/The StationMaster® .....	656-658
Utility Tables .....	662
10500 Series Shared Components & Accessories .....	200-213
<b>Learning Applications</b>	
SmartLink® Wall Rail System .....	692-693
Presentation Furniture – Audio Visual Carts .....	710-712
Projection Screens .....	713-714
Literature Display Stands .....	715
Utility/Book Trucks .....	716

	Page
<b>COMPUTER LAB</b>	
<b>Tables</b>	
Huddle™ Multi-Purpose Tables .....	631-638
Adjustable Height Training Tables .....	639-641
Desking/Training Electrical Solutions .....	642-645
Essential Foundations® Training Tables .....	660-661
66000 Series/The StationMaster® .....	656-658
Utility Tables .....	662
<b>Seating</b>	
Perpetual® Nesting .....	548
Tiempo® – 4600 Series Guest Seating .....	555
Olson Seating (HG20's, HG30's) .....	536-537
Accomplish™ Swivel Chair .....	703
<b>CAFETERIA</b>	
<b>Seating</b>	
Proficiency® 4-Leg Chairs .....	707
Olson Seating .....	535-539
Olson Stacker® – 4040 Series High Density .....	534
<b>Tables</b>	
Cafeteria Tables .....	674-675
Hospitality Tables – Tops and Bases .....	626-629
<b>STUDENT COMMONS</b>	
<b>Reception Seating</b>	
Invitation® – 2110 Series .....	488
Cambia™ – 2150-2160 Series .....	484-485
Pagoda® – 4070/4090 Series .....	541-543
Perpetual® Modular .....	546-547
Tiempo® – 4600 Series Guest Seating .....	555
Park Avenue Collection® Lounge Seating .....	544
<b>Tables</b>	
Huddle™ Multi-Purpose Tables .....	631-638
Laminate Occasional Tables .....	625
10500 Series Shared Components & Accessories .....	200-213
<b>LIBRARY / MEDIA CENTER</b>	
<b>Storage</b>	
SmartLink® Modular Storage .....	686-688
<b>Systems</b>	
Initiate® Panel Systems and Desking .....	282-399
<b>Reception Seating</b>	
Invitation® – 2110 Series .....	488
Cambia™ – 2150-2160 Series .....	484-485
Pagoda® – 4070/4090 Series .....	541-543
Perpetual® Modular .....	546-547
Tiempo® – 4600 Series Guest Seating .....	555
Park Avenue Collection® Lounge Seating .....	544
<b>Student Seating</b>	
Proficiency® 4-Leg Chairs .....	707
Accomplish® Desks and Chairs .....	694-703
<b>Conference Tables</b>	
Laminate Conference Tables .....	614-617
Tercero® Total Conference Room Solutions .....	619-623
<b>Occasional Tables</b>	
Laminate Occasional Tables .....	625
10500 Series Shared Components & Accessories .....	200-213
<b>Learning Applications</b>	
Presentation Furniture – Audio Visual Carts .....	710-712
Projection Screens .....	713-714
SmartLink® Wall Rail System .....	692-693

	Page
<b>ART ROOM</b>	
<b>Seating</b>	
Olson Seating .....	535-539
Proficiency® 4-Leg Chairs .....	707
<b>Storage</b>	
SmartLink® Modular Storage .....	686-688
Flagship® Storage Cabinets .....	429
Brigade® Storage Cabinets .....	445
Flagship® Bookcases .....	430
Brigade® Steel Bookcases .....	446
10500 Series Bookcases .....	466
1870/1890 Series Bookcases .....	467
<b>Tables</b>	
Huddle™ Multi-Purpose Tables .....	631-638
Activity Tables .....	663
Utility Tables .....	662
<b>TEACHER PLANNING</b>	
<b>Systems</b>	
Initiate® Panel Systems and Desking .....	282-399
<b>Desking</b>	
SmartLink® Teacher Stations .....	683-685
10700 Series .....	174-188
10500 Series .....	190-213
Flagship® Desk Tower and Worksurfaces .....	425-426
Mentor® Series Desking .....	234-235
38000 Series .....	226-233
<b>Seating</b>	
Alaris™ – 4220 Series .....	509
Alaris™ – 4240 Series .....	510
Volt® – 5700/5720 Series .....	558-559
ComforTask® – 5900 Series .....	515
Unanimous® – 7600 Series .....	556-557
7800 Series .....	565-568
<b>Storage</b>	
SmartLink® Modular Storage .....	686-688
Flagship® Personal Storage .....	424
Flagship® Storage Cabinets .....	429
Brigade® Storage Cabinets .....	445
Flagship® Bookcases .....	430
Brigade® Steel Bookcases .....	446
10500 Series Bookcases .....	466
1870/1890 Series Bookcases .....	467
<b>Tables</b>	
Huddle™ Multi-Purpose Tables .....	631-638
Activity Tables .....	663
Utility Tables .....	662
<b>Conference Tables</b>	
Laminate Conference Tables .....	614-617
<b>ADMINISTRATION</b>	
<b>Desks</b>	
10700 Series .....	174-188
10500 Series .....	190-213
Flagship® Desk Tower and Worksurfaces .....	425-426
Mentor® Series Desking .....	234-235
38000 Series .....	226-233
<b>Systems</b>	
Initiate® Panel Systems and Desking .....	282-399

	Page
<b>Reception Seating</b>	
Invitation® – 2110 Series .....	488
Cambia™ – 2150-2160 Series .....	484-485
Pagoda® – 4070/4090 Series .....	541-543
Perpetual® Modular .....	546-547
Tempo® – 4600 Series Guest Seating .....	555
Park Avenue Collection® Lounge Seating .....	544
<b>Task / Administrative Seating</b>	
Pillow-Soft® – 2190 Series .....	493
Alaris™ – 4220 Series .....	509
Alaris™ – 4240 Series .....	510
Volt® – 5700/5720 Series .....	558-559
ComforTask® – 5900 Series .....	515
Unanimous® – 7600 Series .....	556-557
7800 Series .....	565-568
<b>Storage &amp; Files</b>	
SmartLink® Modular Storage .....	686-688
Flagship® Personal Storage and Bookcases .....	424-430
Brigade® Metal Overfiles .....	444
Brigade® 800 Series Lateral Files .....	448-449
Brigade® 700 Series Lateral Files .....	450-451
Brigade® 600 Series Lateral Files .....	452-453
Lateral File Accessories .....	457
310 Series Vertical Files – 26½”D .....	462
510 Series Vertical Files – 25”D .....	464
Flagship® Storage Cabinets and Bookcases .....	429-430
Brigade® Storage Cabinets .....	445
Brigade® Steel Bookcases .....	446
10500 Series Bookcases .....	466
1870/1890 Series Bookcases .....	467
<b>Tables</b>	
Huddle™ Multi-Purpose Tables .....	631-638
Utility Tables .....	662
<b>Conference Tables</b>	
Laminate Conference Tables .....	614-617
Tercero® Total Conference Room Solutions .....	619-623
<b>Occasional Tables</b>	
Laminate Occasional Tables .....	625
10500 Series Shared Components & Accessories .....	200-213

## Cafeteria Tables

Not on GSA Contract

- ▶ All rectangular Cafeteria Tables shown on this page are UL Listed.
- ▶ 3/4" thick laminate top and bench (where applicable).
- ▶ All table tops and benches feature a permanent polyurea bonded edge. This sealed edge offers superior resistance to moisture and eliminates unsanitary food traps.
- ▶ High strength steel frame.
- ▶ 4" diameter ball-bearing swivel casters.
- ▶ Units ship blanket wrapped from the factory.

desking

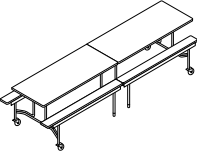
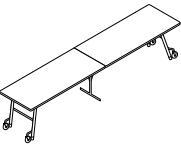
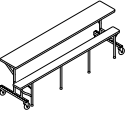
workstations

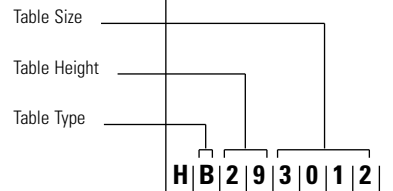
storage & files

tables

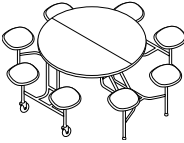
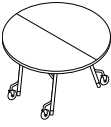
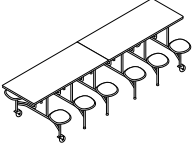
education

index accessories

	Description	Model	Ship Weight	Cube	List	
	<b>Rectangular Bench Tables</b> 144" L x 30" W x 29" H 144" L x 30" W x 27" H NOTES: Benches are 12" D. 4" diameter ball-bearing swivel casters. UL Listed.	<b>HB293012</b> <b>HB273012</b>	316 311	51.6 51.6	\$3432 \$3432	
		<b>Rectangular Tables without Benches</b> 144" L x 30" W x 29" H 144" L x 30" W x 27" H NOTES: 4" diameter ball-bearing swivel casters. UL Listed.	<b>HR293012</b> <b>HR273012</b>	159 154	45.6 45.6	\$1823 \$1823
		<b>Convertible Bench Tables</b> 96" L x 29" H 96" L x 27" H NOTES: Bench is 12" D. 4" diameter ball-bearing swivel casters. UL Listed.	<b>HC291508</b> <b>HC271508</b>	135 130	51.8 51.8	\$1658 \$1658

How to specify	Select Model Number from above.	1st Option Select Table Laminate	2nd Option Select Bench Laminate	3rd Option Select Frame Color
Table Size		<b>CC</b> Harvest <b>DD</b> Natural Maple <b>G1</b> White	<b>CC</b> Harvest <b>DD</b> Natural Maple <b>G1</b> White Specify for models HB293012, HB273012, HC291508 and HC271508 only	<b>P</b> Black
Table Height		<b>C   C</b> .	<b>C   C</b> .	<b>P</b>
Table Type		<b>H   B   2   9   3   0   1   2</b> .		

- ▶ All Cafeteria Tables with Stools shown on this page are UL Listed.
- ▶ 3/4" thick laminate top.
- ▶ All table tops feature a permanent polyurea bonded edge. This sealed edge offers superior resistance to moisture and eliminates unsanitary food traps.
- ▶ High strength steel frame.
- ▶ Units ship blanket wrapped from the factory.

Description	Model	Ship Weight	Cube	List
 <p><b>Open Market</b></p> <p><b>Round Tables with Stools</b>                      60" Diameter x 29"H                      60" Diameter x 27"H</p> <p>NOTES: 4" diameter ball-bearing swivel casters. Two-hand release mechanism. Stools are 13" diameter polypropylene. UL Listed.</p>	<b>HRS2960</b>	210	60.0	\$3384
	<b>HRS2760</b>	205	60.0	\$3384
 <p><b>Open Market</b></p> <p><b>Round Tables without Stools</b>                      60" Diameter x 29"H                      60" Diameter x 27"H</p> <p>48" Diameter x 29"H                      48" Diameter x 27"H</p> <p>NOTES: 3" diameter ball-bearing swivel casters. Two-stage safety lock.</p>	<b>HRN2960</b>	110	23.1	\$1403
	<b>HRN2760</b>	105	23.1	\$1403
	<b>HRN2948</b>	69	15.2	\$1259
	<b>HRN2748</b>	64	15.2	\$1259
 <p><b>Open Market</b></p> <p><b>Rectangular Tables with Stools</b>                      144"L x 30"W x 29"H                      144"L x 30"W x 27"H</p> <p>NOTES: 4" diameter ball-bearing swivel casters. Stools are 13" diameter polypropylene. UL Listed.</p>	<b>HS293012</b>	265	49.1	\$3384
	<b>HS273012</b>	260	49.1	\$3384

How to specify	Select Model Number from above.	1st Option Select Table Laminate	2nd Option Select Stool Color	3rd Option Select Frame Color							
Table Size	<table border="1"> <tr><td>H</td><td>R</td><td>S</td><td>2</td><td>9</td><td>6</td><td>0</td></tr> </table>	H	R	S	2	9	6	0	<b>CC</b> Harvest <b>DD</b> Natural Maple <b>G1</b> White Patterned	<b>98</b> Green <b>11</b> Lava <b>91</b> Navy <b>40</b> Red  Specify for models HRS2960, HRS2760, HS293012 and HS273012 only	<b>P</b> Black
H		R	S	2	9	6	0				
Table Height											
Table Type											
		<b>C   C</b> .	<b>9   8</b> .	<b>P</b>							

## SmartLink® Ordering Information

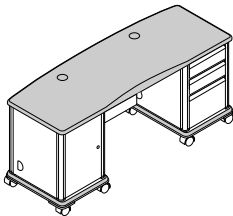
index accessories tables seating workstations desks

		Teacher's Station Top/Base	Teacher's Station Metal Surfaces	Teacher's Station Frames	Modular Storage Top/Base	Modular Storage Metal Surfaces	Modular Storage Frames	Student Desk Tops	Student Desk Upper Leg	Wall Rail System Metal Accessories	Wall Rail System Worksurfaces
<b>PAINTED SURFACES</b>	<b>CODES</b>										
Charcoal	<b>S</b>		•	•		•	•		•		
Light Gray	<b>Q</b>	•			•						•
Muslin	<b>T3</b>	•	•		•	•					•
Platinum	<b>T1</b>		•	•		•	•		•	•	
Reflection	<b>T6</b>	•			•						•
<b>HARD PLASTIC</b>	<b>CODES</b>										
Breeze	<b>G9</b>							•			
Harvest	<b>CC</b>							•			
Natural Maple	<b>DD</b>							•			
Sand	<b>G8</b>							•			
White	<b>G1</b>							•			
<b>LAMINATES</b>	<b>CODES</b>										
Harvest	<b>CC</b>	•			•						
Natural Maple	<b>DD</b>	•			•						
Sheer Mesh	<b>A5</b>	•			•						
Silver Mesh	<b>B9</b>	•			•						
<b>T-MOLD</b>	<b>CODES</b>										
Charcoal	<b>S</b>	•			•						
Platinum	<b>K</b>	•			•						

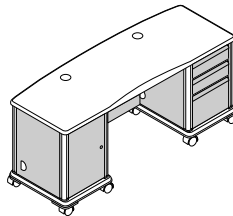
NOTE: When specifying Sand hard plastic, Muslin paint is the recommended coordinating color.

See diagrams below for "How to Specify" examples for Top/Base, Metal Surfaces and Frames.

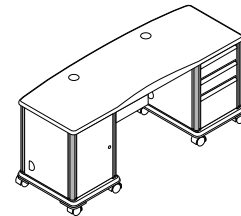
SmartLink Teacher Stations and Modular Storage cases require the specification of three color options when tops are specified with powder-coated MDF. A fourth option is required for the vinyl edge when a laminate top is specified. The illustrated shaded areas define the surfaces that relate to each color specification. The first color specification is for tops and bases, the second is for the metal surfaces color, the third is for the frame color and the fourth is for the T-Mold (when a laminate top is specified). On compact single pedestal teacher stations, the modesty panel and column leg assembly will match the specified painted metal surface color.



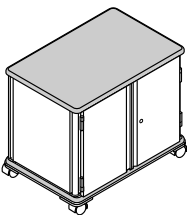
Teacher's Station  
Top and Base



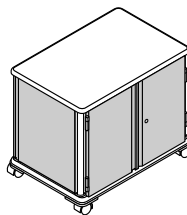
Teacher's Station  
Metal Surfaces



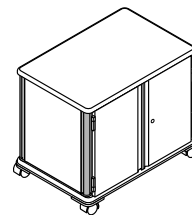
Teacher's Station  
Frames



Modular Storage  
Top and Base



Modular Storage  
Metal Surfaces



Modular Storage  
Frames

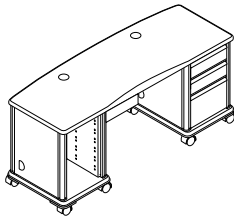
### TEACHER STATION

#### SmartLink®

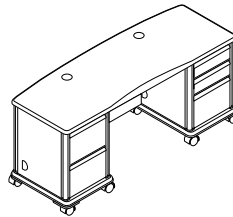
The following planning and specifying information is intended to help you imagine and create stimulating SmartLink classrooms that can integrate technology while helping rooms stay adaptable, organized and attractive. With just four basic product categories, SmartLink offers you everything you need to create flexible, clutter-free learning environments for students of all ages.

Teacher stations are available in two sizes. Select from the standard double pedestal model (26 x 72) or the compact single pedestal model (24 x 60) based upon your specific storage, technology and space needs. Select from two top/base options on either size. A laminate top with a soft feel t-mold edge provides a classic look with exceptional durability or a powder-coated MDF top for a more upscale look that features comfortable ergonomic edges.

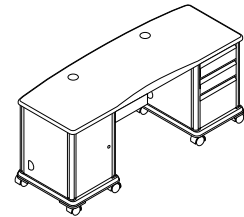
#### Teacher Station – Standard Double Pedestal



HLT2672-13.C



HLT2672-23.C



HLT2672-43.C

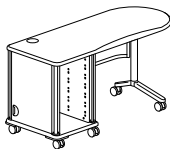
#### Storage

- Box/box/file pedestal is always standard on the right-hand side. Pedestal is locking.
- File/file pedestal or tray storage options on the left-hand side. Pedestal is locking.
- Left-hand tray storage option may be specified with or without a locking door.
- Tray storage has seven (7) openings to accommodate a mix of tray or 12''W shelf accessories (see modular storage section for information on tray/shelf capacity).
- Available kneespace is 33¼''W x 20''D for all models.
- Trays and 12''W shelves are specified and sold separately.
- Non-locking Center Drawer (HD8X) may be field installed in the kneespace. Tops are pre-drilled to accept the drawer.
- CPU holders (HCPU2, HCPU3) may be field installed in the kneewell. Tops are NOT pre-drilled for the CPU holder.
- Center drawers and CPU holders cannot be installed together.

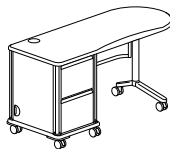
#### Cable Management

- Both the left-hand and right-hand end panels may be removed to provide access to power and cable management within the side power cabinet.
- Grommets are standard in each removable end panel allow a power cord to exit and be plugged into a floor or wall outlet.
- Two "Smart Grommets" with a wireway cover are standard on each station's top surface. Remove the wireway cover to field install optional USB hubs for convenient worksurface height access to USB ports.

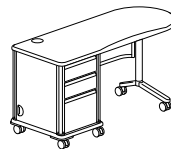
#### Teacher Station – Compact Single Pedestal



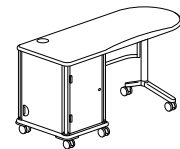
HLT2460-L1



HLT2460-L2



HLT2460-L3



HLT2460-L4

#### Storage

- Single pedestal desk available in Left-hand or Right-hand pedestal/storage configurations.
- Pedestal options include File/File locking, Box/Box/File locking, Tray Storage no/door, Tray Storage with locking door.
- Tray storage configuration accommodates seven (7) pairs of storage rails (Trays/Shelves/Rails specified separately).
- Storage trays are compatible with Modular Storage cases.

#### Technology

- The pedestals end panel may be removed to provide access to power and cable management within the side power cabinet.
- A grommet is standard in the removable end panel to allow a power cord to exit and be plugged into a floor or wall outlet.
- Side power cabinet accommodates the HLPC-PK06 plug strip and may be secured in the base without hardware or tools.
- A single "Smart Grommet" with a wireway cover is standard on each station's top surface. Remove the wireway cover to field install an optional USB hub for convenient worksurface height access to USB ports.

**MODULAR STORAGE**

SmartLink® Modular Storage is comprised of cases, accessories and support rails. However, only the cases and accessories need to be specified. The following guidelines should help you plan and specify SmartLink Storage.

**Planning Notes**

- Cases*
- Select from two top/base options on the storage cases. A laminate top with a soft feel vinyl edge provides a classic look with exceptional durability or a powder-coated MDF top for a more upscale look with comfortable radius edges.
  - Storage cases do NOT include accessories. Accessories are specified and sold separately.
  - Case configurations are based off of 12''W or 30''W columns.
  - Internal case configurations cannot be changed (i.e., cannot change an HLSF52-3 to a HLSF52-21).
  - Cases are designed to allow the users to create a variety of accessory configurations using different tray heights and shelves.
  - Cases must be specified with or without locking doors.
  - Door models may be converted to non-door models in the field but non-door models CANNOT be field retrofit to add doors.

*Accessories*

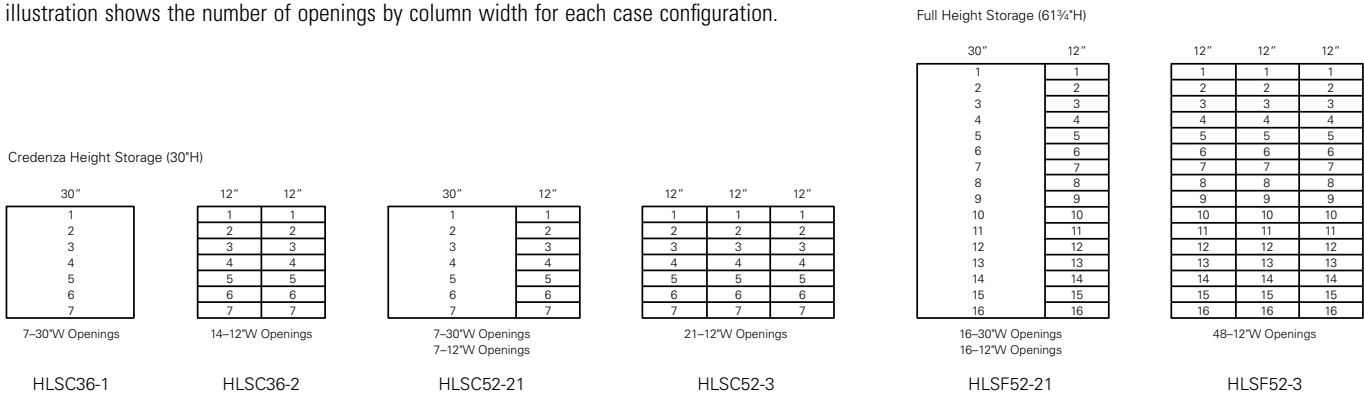
- Accessories include trays in 3'', 6'' and 12'' heights, shelves in 12'' and 30'' widths and a 12''W coat rod.
- All accessories are sold and specified separately as kits and include 1 pair of storage rails per tray or shelf.
- The support rails simple "no tool" attachment method allows users to easily install and change rail (tray or shelf) positions as needed.
- Kits include:

Accessory	Quantity Per Kit	Where Used
3''H trays	7 trays / 14 support rails	12''W columns only
6''H trays	4 trays / 8 support rails	12''W columns only
12''H trays	2 trays / 4 support rails	12''W columns only
12''W shelf	2 shelves / 4 support rails	12''W columns only
30''W shelf	2 shelves / 4 support rails	30''W columns only
Coat Rod	1 coat rod	12''W columns — Full Height case only

- Cabinet Whiteboard Bracket kit is available which allows whiteboards to be mounted to the back of the full height cabinets. Kit includes upper and lower rails with integrated marker tray and attachment hardware. Use wall rail sliding whiteboards. Rails will accept one (1) 48'' x 48'' board or two (2) 24'' x 48'' boards.

**Specification Notes**

- Number of accessory openings  
SmartLink storage cases are available in six (6) standard case types that feature combinations of 12'' or 30'' internal column widths. The following illustration shows the number of openings by column width for each case configuration.



- Openings used by Accessory type:

Accessory	Openings used per Accessory
3''H tray	1
6''H tray	2
12''H tray	4
12''W shelf	1
30''W shelf	1



**STUDENT DESK**

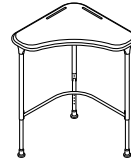
With the SmartLink® student desk's innovative shape, you can create dynamic learning environments and every space can be tailored to fit the lesson plan whether the need is for individual, student/group collaboration or teacher centered layouts. In addition to the desk's innovative top shape you can also select from three leg configurations to meet your specific needs for classroom or collaborative spaces.



Model: HLD-M3A  
Adjustable Height  
23''-33'' Height Range



Model: HLD-M3F  
Fixed Height  
30'' Fixed Height



Model: HLD-M3T  
Sit-to-Stand  
30''-43'' Height Range

HON STUDENT SEATING & DESKS  
PRODUCT SELECTION GUIDELINES

	SmartLink			Accomplish			GRADE LEVEL								
	SEAT HEIGHT	DESK HEIGHT	Adjustable	Sit-to-Stand	Fixed	4-Leg	Cantilever	Cantilever	K-2	3-5	6-8	9 and above			
CHAIR	12"	22"	M3A			CL4D			STAND 24"-30"	SIT 22"-27"					
	12"	23"					CL30								
	12"	24"													
	14"	25"													
	14"	26"						CL40			SIT 23"-29"				
	14"	27"										SIT 25"-30"			
	16"-18"	28"													
	16"-18"	29"												SIT 29"-30"	
18"	30"			M3F											
STOOL	22"	31"	M3T								STAND 29"-35"				
	22"	32"													
	22"-23"	33"													
	23"-24"	34"													
	24"-25"	35"													
	25"-26"	36"										STAND 32"-40"			
	26"-27"	37"													
	27"-28"	38"													
	28"-29"	39"													
	29"-30"	40"													
	30"-31"	41"													
	32"	42"													
32"	43"												STAND 38"-43"		

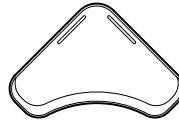
Desk height ranges for seated students at specified grade levels  
 Desk height ranges for standing students at specified grade levels

### Individual Layouts

- The non-handed top allows the desk to be positioned to better support right-handed or left-handed individuals or be used in a forward position.
- 30'' distance between legs is wheelchair friendly.



LH Position



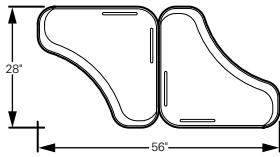
Forward Position



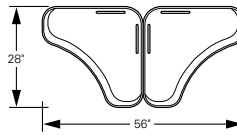
RH Position

### Group/Collaborative Layouts

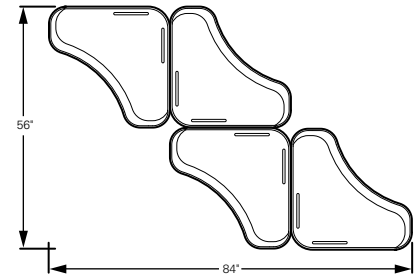
Below are examples of how the student desks can be configured to support multiple students or group activities.



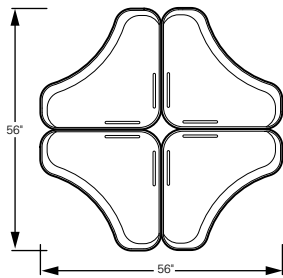
Student Desk  
2-Desk Configuration



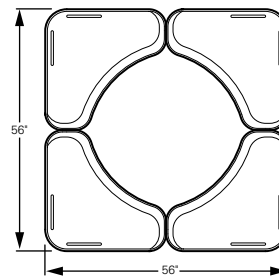
Opposing Student Desk  
2-Desk Configuration



Student Desk  
4-Desk Configuration



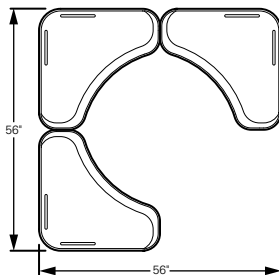
Student Desk  
4-Desk Cluster Configuration



Student Desk  
4-Desk Work Group Configuration  
*Can accommodate up to 8 students*

### Teacher Centered Layouts

- Reverse the layout and use the student desks instead of activity tables to create layouts for teacher centers that can accommodate up to 6 students.
- 23<sup>5</sup>/<sub>8</sub>'' distance between legs when used from either side.

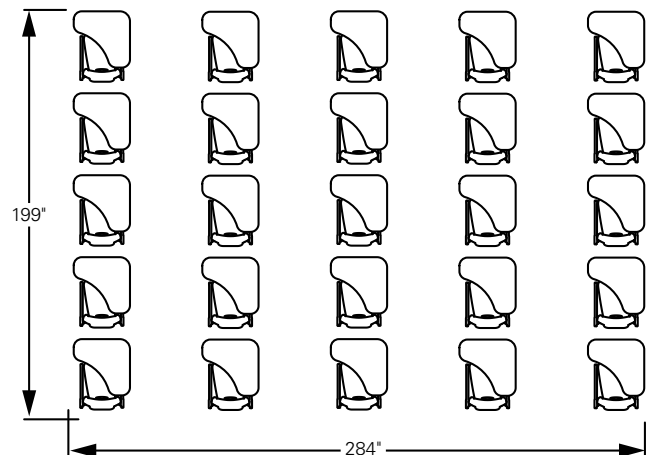


Teacher Centered Layout

### Standard Row Layout

While a variety of classroom configurations are possible, a standard row layout shown below with 25 student desks utilizes a footprint of 199'' deep by 284'' wide. A 30 student desk row layout (5 rows deep by 6 rows wide) will require a footprint of 199'' deep by 348'' wide.

These dimensions are based upon 36''W aisles. Actual dimensions should be based upon local building codes.



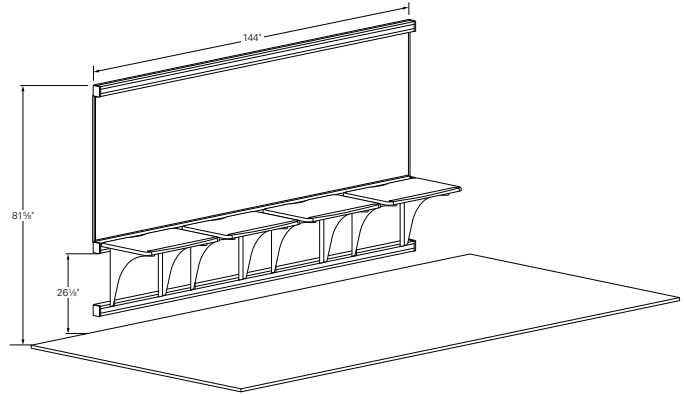

**WALL RAIL SYSTEM**

The SmartLink® wall rail is a multi-layered, multi-functional system that can accommodate a variety of presentation boards, worksurfaces and accessories. The multiple tracks allow boards to be easily positioned and changed to support today's interactive learning environments.

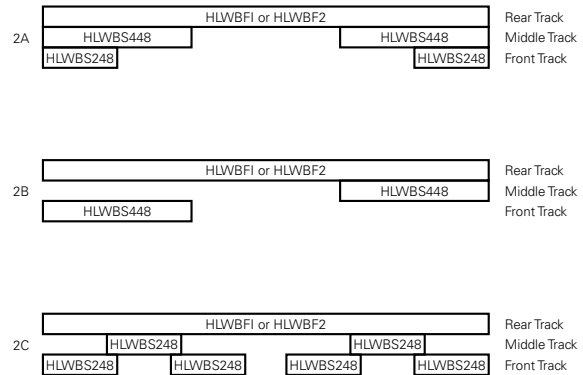
**Planning Notes**

- Installation of the wall rail system over existing white or chalkboards is not recommended.
- The rail and wall bracket provide three separate tracks for the Learning boards. The REAR or wall/bracket track is occupied by the fixed wall board. The MIDDLE and FRONT tracks are for sliding boards.
- To allow for greater utilization of the rear fixed board a maximum width of 96'' of sliding boards on the middle or front track is recommended.

The illustrations below show the overall wall space requirements for the rail system and recommended mounting height for use in K-12 classroom applications. It also shows how rail mounted worksurfaces may be used in conjunction with fixed and sliding presentation boards. This combined board and worksurface application requires three wall rails as shown. A maximum of four worksurfaces may be installed on each 12' rail section.



Sliding boards are removable and reversible so a wide variety of layouts are possible. The following illustrations highlight a couple of the more common applications. Layouts 2A and 2B provide the greatest amount of board space and overall flexibility. When used with rail mounted worksurfaces, use 24''W boards on the front rail as shown in 2C in front of each worksurface to provide information specific to that work area. Boards could then be added to the middle rail for information/work to be shared between the stations.

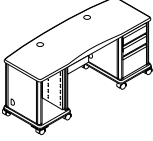
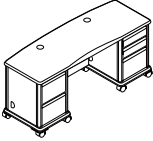
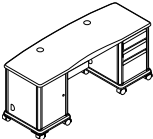


**Specification Notes**

- Model number HLWR-12 includes one (1) 12' rail section, nine (9) wall brackets and two (2) end caps.
- Boards and worksurfaces are specified individually.
- Hardware to mount to the wall brackets is not provided by HON and MUST BE SOURCED LOCALLY.
- Learning board only applications require two (2) HLWR-12 rails to be specified.
- Worksurface only applications require two (2) HLWR-12 rails to be specified.
- Combined board and worksurface applications require three (3) HLWR-12 rails to be specified.
- REFER TO PRODUCT INSTALLATION INSTRUCTIONS FOR DETAILED INSTALLATION INFORMATION.

- ▶ Tops/Bases can be Powder-Coated MDF or Laminate with T-mold edge.
- ▶ Powder-Coated MDF tops feature comfort edge on user side and soft radius with rounded corners on all sides.
- ▶ Larger top size provides ample work/conference area or space for equipment.
- ▶ Bow-front on approach side.
- ▶ Standard with Heavy-duty 3", 360-degree swivel casters, 4-locking, 4-non-locking.
- ▶ Base corner bumpers standard with powder-coated MDF tops/bases.
- ▶ Storage options include: Locking box/box/file, locking file/file, tray storage with locking door, tray storage or no door.
- ▶ Tray storage option accommodates up to seven 3"H trays. Specify trays separately (see page 688).
- ▶ Trays are compatible with Modular Storage cases.
- ▶ Kneewell space accommodates separately specified and field installed non-locking center drawer and CPU holders (see page 677).
- ▶ End panels are removable to access standard power management cabinets on both ends of the station for safe and secure storage of plug-strips, power cords and cables.
- ▶ Power Management Cabinet accommodates H LPC-PK06 power kit. (specified separately)
- ▶ Removable end panels have one outside cord management grommet.
- ▶ Full width cable management system provides easy access to and from each side cabinet.
- ▶ Standard with two Smart Grommets with wireway covers.
- ▶ Smart Grommets accept optional power inserts (see page 685).



	Description	Model	Ship Weight	Cube	List Price by Top	
					Powder-Coated MDF (No Designator Not Specified)	Laminate/T-Mold "T"
	Teacher Station 72"W x 26"D x 30"H Tray Storage, left, no door Box/Box/File Pedestal, right	HLT2672(?) -13	234	37.2	\$1871	\$1575
	Teacher Station 72"W x 26"D x 30"H File/File Pedestal, left Box/Box/File Pedestal, right	HLT2672(?) -23	254	37.2	\$2011	\$1703
	Teacher Station 72"W x 26"D x 30"H Tray Storage, left, locking door Box/Box/File Pedestal, right	HLT2672(?) -43	234	37.2	\$2022	\$1712

How to specify	1st Option	2nd Option	3rd Option	4th Option	5th Option
<b>Select Model Number from above</b>	<b>Select Casters</b> C Hard Surface (no upcharge)	<b>Select Top and Base Color</b> <b>Powder-Coated MDF</b> Q Light Gray T3 Muslin T6 Reflection <b>Laminate</b> See page 676	<b>Select Metal Surface Color</b> S Charcoal T3 Muslin T1 Platinum	<b>Select Frame Color</b> See page 676	<b>Select T-Mold Edge Color</b> See page 676 Specify for laminate models only
	H   L   T   2   6   7   2   T   -   1   3   .   C   .	A   5   .	T   1   .	T   1   .	K

- ▶ Single pedestal available in right and left handed configurations.
- ▶ Tops can be Powder-Coated MDF or Laminate with T-Mold.
- ▶ D-shape top encourages conferencing and provides ample work and conference area.
- ▶ Powder-Coated MDF tops feature comfort edge on user side.
- ▶ Standard with Heavy-duty 3", 360-degree swivel casters, 3-locking, 3-non-locking.
- ▶ Base corner bumpers standard with powder-coated MDF tops/bases.
- ▶ Standard with modesty panel.
- ▶ Storage options include: Locking box/box/file, locking file/file, tray storage with locking door, tray storage or no door.
- ▶ Tray storage option accommodates up to seven 3"H trays. Specify trays separately (see page 688).
- ▶ Trays are compatible with Modular Storage cases.
- ▶ End panel is removable to access standard power management cabinets on the end of the station for safe and secure storage of plug-strips, power cords and cables.
- ▶ Power Management Cabinet accommodates H LPC-PK06 power kit. (specified separately)
- ▶ Removable end panel has one outside cord management grommet.
- ▶ Modesty and column leg will match the specified metal surface color.
- ▶ Standard with one Smart Grommet with wireway cover.
- ▶ Smart Grommet accepts optional power insert (see page 685).

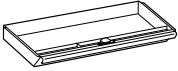
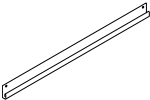
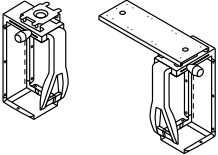
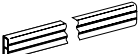
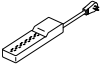


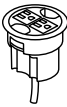


	Description	Model	Ship Weight	Cube	List Price by Top	
					Powder-Coated MDF (No Designator Not Specified)	Laminate/ T-Mold "T"
	Teacher Station 60"W x 24"D x 30"H Tray Storage, Single Pedestal, right	<b>HLT2460(?) -R1</b>	136	29.3	\$1584	\$1350
	Teacher Station 60"W x 24"D x 30"H Tray Storage, Single Pedestal, left	<b>HLT2460(?) -L1</b>	136	29.3	\$1584	\$1350
	Teacher Station 60"W x 24"D x 30"H File/File Storage, Single Pedestal, right	<b>HLT2460(?) -R2</b>	136	29.3	\$1725	\$1480
	Teacher Station 60"W x 24"D x 30"H File/File Storage, Single Pedestal, left	<b>HLT2460(?) -L2</b>	136	29.3	\$1725	\$1480
	Teacher Station 60"W x 24"D x 30"H Box/Box/File Storage, Single Pedestal, right	<b>HLT2460(?) -R3</b>	136	29.3	\$1786	\$1533
	Teacher Station 60"W x 24"D x 30"H Box/Box/File Storage, Single Pedestal, left	<b>HLT2460(?) -L3</b>	136	29.3	\$1786	\$1533
	Teacher Station 60"W x 24"D x 30"H Tray with Locking Door, Single Pedestal, right	<b>HLT2460(?) -R4</b>	136	29.3	\$1797	\$1543
	Teacher Station 60"W x 24"D x 30"H Tray with Locking Door, Single Pedestal, left	<b>HLT2460(?) -L4</b>	136	29.3	\$1797	\$1543

How to specify	1st Option	2nd Option	3rd Option	4th Option	5th Option
<b>Select Model Number from above</b>	<b>Select Casters</b> C Hard Surface (no upcharge)	<b>Select Top and Base Color</b> Powder-Coated MDF Q Light Gray T3 Muslin T6 Reflection  Laminate See page 676	<b>Select Metal Surface Color</b> S Charcoal T3 Muslin T1 Platinum	<b>Select Frame Color</b> See page 676	<b>Select T-Mold Edge Color</b> See page 676 Specify for laminate models only
	<b>H   L   T   2   4   6   0   T   -   R   1   .   C   .</b>	<b>B   9   .</b>	<b>T   1   .</b>	<b>T   1   .</b>	<b>K  </b>

- ▶ Accessory rail mounts to either side of the Teachers Station or Storage Cases.
- ▶ Accessory Rail accepts file folder, CD/Pencil holder or other accessories (see page 693).
- ▶ Metal Center drawer mounts within kneespace of 26" x 72" Teachers Stations.
- ▶ Center drawer has ball-bearing suspension with 3/4 extension.
- ▶ Side panel power kit fits within side panel power management cabinets.



	Description	Model	Ship		List
			Weight	Cube	
 (Angled front)	<b>Metal Center Drawer, non-locking</b> 24¾"W x 14¾"D x 3"H  NOTES: Not for use on 24" x 60" Teacher's Stations. Field installed. Non-locking. Minimum clearance for mounting: 27⅞"W x 19¼"D. Specify paint. Available in Charcoal (S), Platinum (T1) or Muslin (T3). <b>SPECIFYING EXAMPLE: HD8X.S</b>	<b>HD8X</b>	12.0 [S]	1.2	\$ 151
	<b>Accessory Rail (side mount)</b> 21"W x ½"D x 1½"H  NOTES: Field installed. See page 693 for accessory options. 21" Usable width. Specify paint.	<b>HLTA-TR24</b>	3.0 [S]	0.3	\$ 133
	<b>CPU Holders</b> <ul style="list-style-type: none"> <li>• Vertically mounts to underside of worksurface at end panel.</li> <li>• Holds tower computers or desk top computers in vertical position.</li> <li>• Model HCPU2 holds units in fixed position.</li> <li>• Models HCPU3 features retractable suspension system.</li> </ul> ▲ <b>Black finish only.</b>	<b>HCPU2</b> <b>HCPU3</b>	7.5 [S] 12.0 [S]	0.5 0.5	\$ 148 \$ 211
<i>Above models receive Initiate Panel Systems discounting.</i>					
 Black only	<b>Wire Manager (92"L)</b>  NOTES: Self-adhesive backing attached to underside of worksurfaces. ▲ <b>Black finish only.</b>	<b>HHEV920</b>	10.0 [S]	0.5	\$ 93
	<b>Side Panel Power Kit</b> <ul style="list-style-type: none"> <li>• 6-outlet plug strip</li> </ul> ▲ <b>No color specification, white only.</b> <b>Must be ordered with a configurable end product. If ordered separately, not on GSA Contract.</b>	<b>HLPC-PK06</b>	9.0 [S]	0.4	\$ 71
	<b>Security Lock, Laptop</b> <ul style="list-style-type: none"> <li>• 6' coated steel cable, pivot clamp.</li> <li>• Two keyed alike padlocks.</li> </ul> <b>Must be ordered with a configurable end product. If ordered separately, not on GSA Contract.</b>	<b>HLPC-SL1 [D]</b>	7.0 [S]	0.2	\$ 82
	<b>USB Hub, 3' Grommet Mount</b> <ul style="list-style-type: none"> <li>• Fits in either 3" round grommet holes on the Teacher's Station.</li> <li>• Field installed with Plug-and-play ease.</li> <li>• Specify: Black (P) or Matte Chrome (Z9) finish.</li> </ul> <b>Must be ordered with a configurable end product. If ordered separately, not on GSA Contract.</b>	<b>HGRMTUSB [D]</b>	7.0 [S]	0.9	\$ 93
	<b>Power Hub, 3' Grommet Mount</b> <ul style="list-style-type: none"> <li>• Fits in 3" round grommet holes on the following product lines: SmartLink, Huddle, Vicinity, Attune, Arrive, Announce, Park Avenue Veneer, Initiate Worksurfaces, Abound Worksurfaces, Pennsylvania Avenue.</li> <li>• Two grounded AC power outlets.</li> <li>• Includes 6' cord with three-prong plug.</li> <li>• Field installed with Plug-and-play ease.</li> </ul> ▲ <b>Available in black only (no color designation so use .X – Specify: HGRMTAC.X).</b>	<b>HGRMTAC</b>	1.3	0.2	\$ 90

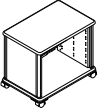
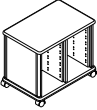
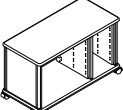
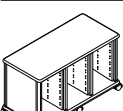
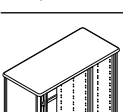
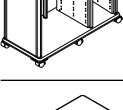
How to specify	Select Model Number from above  <b>H   L   T   A   -   T   R   2   4   .   S  </b>	1st Option  Select Frame Color <b>S</b> Charcoal <b>T3</b> Muslin <b>T1</b> Platinum <b>S</b>
----------------	--	---

Icon Legend on page 11
 Discontinued 12/31/2011.

- ▶ Available in credenza height (30") or full height cases (61¾").
- ▶ Available with or without 3-point locking doors.
- ▶ Tops and bases can be Powder-Coated MDF or Laminate with T-Mold edge.
- ▶ Cases will accept a variety of storage accessories including trays, shelves and coat rods.
- ▶ Specify trays, shelves or coat rod accessories separately, see page 688.
- ▶ See specification/planning section on capacity for accessories (see pages 678-679).
- ▶ Standard with Heavy-duty 3", 360-degree swivel casters, 36" with case includes four casters (2-locking, 2-non-locking). 52" W cases include six casters (3-locking, 3-non-locking).
- ▶ Base corner bumpers standard with Powder-Coated MDF tops and bases.
- ▶ Full height cases accept a coat rod in the 12" W columns only.

▲ **Powder-Coated MDF tops only are Certified SCS Indoor Advantage™ GOLD**

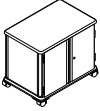
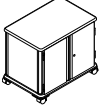
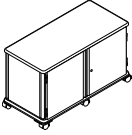
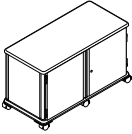
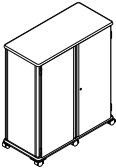
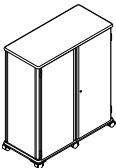


	Description	Model	Ship Weight	Cube	List Price by Top	
					Powder-Coated MDF (No Designator Not Specified)	Laminate/T-Mold "T"
	<b>Modular Storage Cabinet, Credenza Height</b> 1 – 30" W Column 36¾" W x 24¼" D x 30" H  NOTES: Capacity is dependent upon tray heights used. See tray kits on page 688. Accepts up to seven pairs of rails per column.	<b>HLSC36(?) - 1N</b>	98	17.7	\$ 989	\$ 802
	<b>Modular Storage Cabinet, Credenza Height</b> 2 – 12" W Columns 36¾" W x 24¼" D x 30" H  NOTES: Capacity is dependent upon tray heights used. See tray kits on page 688. Accepts up to seven pairs of rails per column.	<b>HLSC36(?) - 2N</b>	103	17.7	\$1083	\$ 887
	<b>Modular Storage Cabinet, Credenza Height</b> 1 – 30" W Left-hand Column 1 – 12" W Right-hand Column 52¾" W x 24¼" D x 30" H  NOTES: Capacity is dependent upon tray heights used. See tray kits on page 688. Accepts up to seven pairs of rails per column.	<b>HLSC52(?) - 21N</b>	154	25.3	\$1273	\$1032
	<b>Modular Storage Cabinet, Credenza Height</b> 3 – 12" W Columns 52¾" W x 24¼" D x 30" H  NOTES: Capacity is dependent upon tray heights used. See tray kits on page 688. Accepts up to seven pairs of rails per column.	<b>HLSC52(?) - 3N</b>	159	25.3	\$1367	\$1117
	<b>Modular Storage Cabinet, Full Height</b> 1 – 30" W Left-hand Column 1 – 12" W Right-hand Column 52¾" W x 24¼" D x 61¾" H  NOTES: Capacity is dependent upon tray heights used. See tray kits on page 688. Accepts up to sixteen pairs of rails per column.	<b>HLSF52(?) - 21N</b>	254	15.4	\$1726	\$1446
	<b>Modular Storage Cabinet, Full Height</b> 3 – 12" W Columns 52¾" W x 24¼" D x 61¾" H  NOTES: Capacity is dependent upon tray heights used. See tray kits on page 688. Accepts up to sixteen pairs of rails per column.	<b>HLSF52(?) - 3N</b>	264	51.4	\$1912	\$1613

How to specify	1st Option	2nd Option	3rd Option	4th Option	5th Option
<b>Select Model Number from above</b>	<b>Select Casters</b>	<b>Select Top and Base Color</b>	<b>Select Metal Surface Color</b>	<b>Select Frame Color</b>	<b>Select T-Mold Edge Color</b>
	<b>C</b> Hard Surface (no upcharge)	<b>Powder-Coated MDF</b> <b>Q</b> Light Gray <b>T3</b> Muslin <b>T6</b> Reflection  <b>Laminate</b> See page 676	<b>S</b> Charcoal <b>T3</b> Muslin <b>T1</b> Platinum	See page 676	See page 676 Specify for laminate top models only
<b>H   L   S   C   5   2   -   2   1   N   .</b>	<b>C   .</b>	<b>T   3   .</b>	<b>T   1   .</b>	<b>T   1   .</b>	<b>K  </b>

- ▶ Available in credenza height (30") or full height cases (61¾").
- ▶ Available with or without 3-point locking doors.
- ▶ Tops and bases can be Powder-Coated MDF or Laminate with T-Mold edge.
- ▶ Cases will accept a variety of storage accessories including trays, shelves and coat rods.
- ▶ Specify trays, shelves or coat rod accessories separately, see page 688.
- ▶ See specification/planning section on capacity for accessories (see pages 678-679).
- ▶ Standard with Heavy-duty 3", 360-degree swivel casters, 36" with case includes four casters (2-locking, 2-non-locking), 52"W cases include six casters (3-locking, 3-non-locking).
- ▶ Base corner bumpers standard with Powder-Coated MDF tops and bases.
- ▶ Full height cases accept a coat rod in the 12"W columns only.

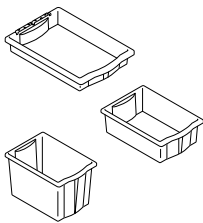
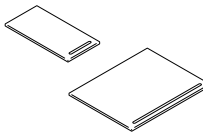

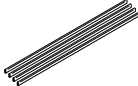
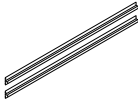


	Description	Model	Ship Weight	Cube	List Price by Top	
					Powder-Coated MDF (No Designator Not Specified)	Laminate/T-Mold "T"
	<b>Modular Storage Cabinet, Credenza Height</b> 1 – 30"W Column 36¾"W x 24¼"D x 30"H NOTES: Capacity is dependent upon tray heights used. See tray kits on page 688. Accepts up to seven pairs of rails per column.	<b>HLSC36(?) -1D</b>	114	17.7	\$1314	\$1097
	<b>Modular Storage Cabinet, Credenza Height</b> 2 – 12"W Columns 36¾"W x 24¼"D x 30"H NOTES: Capacity is dependent upon tray heights used. See tray kits on page 688. Accepts up to seven pairs of rails per column.	<b>HLSC36(?) -2D</b>	119	17.7	\$1408	\$1183
	<b>Modular Storage Cabinet, Credenza Height</b> 1 – 30"W Left-hand Column 1 – 12"W Right-hand Column 52¾"W x 24¼"D x 30"H NOTES: Capacity is dependent upon tray heights used. See tray kits on page 688. Accepts up to seven pairs of rails per column.	<b>HLSC52(?) -21D</b>	174	25.3	\$1614	\$1342
	<b>Modular Storage Cabinet, Credenza Height</b> 3 – 12"W Columns 52¾"W x 24¼"D x 30"H NOTES: Capacity is dependent upon tray heights used. See tray kits on page 688. Accepts up to seven pairs of rails per column.	<b>HLSC52(?) -3D</b>	179	25.3	\$1708	\$1427
	<b>Modular Storage Cabinet, Full Height</b> 1 – 30"W Left-hand Column 1 – 12"W Right-hand Column 52¾"W x 24¼"D x 61¾"H NOTES: Capacity is dependent upon tray heights used. See tray kits on page 688. Accepts up to sixteen pairs of rails per column.	<b>HLSF52(?) -21D</b>	286	51.4	\$2129	\$1810
	<b>Modular Storage Cabinet, Full Height</b> 3 – 12"W Columns 52¾"W x 24¼"D x 61¾"H NOTES: Capacity is dependent upon tray heights used. See tray kits on page 688. Accepts up to sixteen pairs of rails per column.	<b>HLSF52(?) -3D</b>	296	51.4	\$2315	\$1979

How to specify	1st Option	2nd Option	3rd Option	4th Option	5th Option
<b>Select Model Number from above</b>	<b>Select Casters</b> C Hard Surface (no upcharge)	<b>Select Top and Base Color</b> <b>Powder-Coated MDF</b> Q Light Gray T3 Muslin T6 Reflection <b>Laminate</b> See page 676	<b>Select Metal Surface Color</b> S Charcoal T3 Muslin T1 Platinum	<b>Select Frame Color</b> See page 676	<b>Select T-Mold Edge Color</b> See page 676 Specify for laminate top models only
	<b>C</b>	<b>T3</b>	<b>T1</b>	<b>T1</b>	<b>K</b>
	<b>H   L   S   C   5   2   -   2   1   D   .</b>				

- ▶ New mounting bracket model HLSA-WBK52 mounts whiteboard to back of full-height Modular Storage unit.
- ▶ For use in Modular Storage cases and Teachers Station with tray storage.
- ▶ Trays for use in 12'' width columns only. Shelves are available for use in 12'' and 30'' width columns.
- ▶ Trays and shelves hang off a pair of accessory rails.
- ▶ Trays and shelves are sold in "kit quantities" and include necessary accessory rails for installation.
- ▶ 12'' trays accept rails to accommodate hanging file folders (side-to-side).
- ▶ All accessories are field installed.
- ▶ Trays feature front and rear handles for easy handling and are translucent for visibility to contents.
- ▶ All shelves feature an integrated finger pull and safety mechanism to prevent accidental removal.
- ▶ Coat rod is for use full height cases, 12''W columns only.
- ▶ See pages 678-681 for specifying details.



	Description	Model	Ship Weight	Cube	List
	<b>Tray Kits</b>				
	3''H, 7 trays and 14 rails per kit	<b>HLSA-TK3</b>	12.0	2.7	\$ 151
	6''H, 4 trays and 8 rails per kit	<b>HLSA-TK6</b>	10.0	2.7	\$ 103
	12''H, 2 trays and 4 rails per kit	<b>HLSA-TK12</b>	7.0	2.7	\$ 78
	NOTES: Field installed. See pages 678-681 for specifying guidelines. ▲ <b>Translucent</b> <b>SPECIFYING EXAMPLE: HLSA-TK3.X</b>				
	<b>Shelf Kits, 2 shelves and 4 rails per kit</b>				
	12''W x 24''D 30''W x 24''D	<b>HLSA-SK1220</b> <b>HLSA-SK3020</b>	14.0 28.0	0.6 1.2	\$ 224 \$ 327
	NOTES: Field installed. See pages 678-681 for specifying guidelines. Specify color.				
	<b>Coat Rod, Single Unit</b> 12''W x 1'' diameter	<b>HLSA-CR12</b>	0.5	0.1	\$ 76
	NOTES: Use with Full-height cases, 12'' columns only. Field installed. ▲ <b>Anodized finish only.</b>				
	<b>Hanging Folder Rail Kit</b> 12''W Rails	<b>HLSA-HRK</b>	0.5	0.2	\$ 29
	4 rails per kit, each tray uses 2 rails NOTES: Use with 12'' trays only. Field installed. ▲ <b>Anodized finish only.</b>				
	<b>Cabinet Whiteboard Mounting Bracket</b> 52''W	<b>HLSA-WBK52</b>	5.0	0.3	\$ 140
	Includes 1 pair (upper and lower) of rails and mounting hardware. • Accommodates: 1 – 48'' x 48'' Sliding Board or 2 – 24'' x 48'' Sliding Boards • Compatible Sliding Boards (see page 692) HLWBS-448WW HLWBS-248WW HLWBS-448WT HLWBS-248WT • Requires field installation. NOTES: For use on full-height cabinets only. Rails feature an integrated marker tray. <b>Specify Charcoal (S) or Platinum (T1) color.</b> <b>SPECIFYING EXAMPLE: HLSA-WBK52.S</b>				


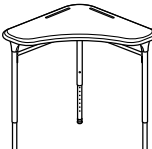
How to specify	<p><b>Select Model Number from above</b></p> <p><b>H   L   S   A</b> – <b>S   K   1   2   2   0</b> . <b>T   3</b></p>	<p><b>1st Option</b></p> <p><b>Select Shelf Color</b></p> <p><b>Q</b> Light Gray  <b>T3</b> Muslin  <b>T6</b> Reflection</p>
----------------	--	--


Icon Legend on page 11

- ▶ **NEW!** Laminate Tops for Fixed and Adjustable Height Desks.
- ▶ **NEW!** Hard Plastic and Laminate Top Sit-to-Stand Desks.
- ▶ Laminate desk top constructed of 3/4" thick particleboard, high-pressure laminate top with SecurEdge for superior durability. Tamper and moisture resistant.
- ▶ Non-handed desk top constructed of 3/4" hard plastic, includes dual pencil grooves.
- ▶ Hard plastic top features comfort edge on user side and soft radius with rounded corners on all sides.
- ▶ Legs ship unattached for easy field installation on **E♦A** models.
- ▶ May also be specified to ship fully assembled, with or without HLDA-15 Book Box.
- ▶ Upper leg is painted, lower leg standard chrome finish on Adjustable and Sit-to-Stand models.
- ▶ Nylon swivel glides are standard on adjustable and fixed leg models.
- ▶ Hard plastic tops include pencil grooves. Laminate tops do not.
- ▶ Accepts optional felt glide caps (HGDK3-F) which are recommended for softer floors including VCT.
- ▶ Wheelchair friendly, 29.60" distance between legs on user side. Outside distance between legs is 23<sup>5/8</sup>".
- ▶ Sit-to-Stand model features bell glides.
- ▶ Sit-to-Stand is height adjustable from 30"-43"H and includes a footrest.
- ▶ Accepts optional book basket (HLDA-15) and backpack hooks (HCLA65). Not for use with HCLA50 or HCLA45 book baskets.

▲ **Field installed felt glide caps (HGDK3-F) are recommended for use on VCT flooring.**



Description	Model	Ship Weight	Cube	List
 <p><b>Student Desk, Fixed Height</b> 28"W x 28"W, User side 36¼"W 30" Fixed Height <b>Hard Plastic Top</b> Ships <b>E♦A</b> Ships Assembled Ships Assembled with HLDA-15 Book Box attached</p>	<b>HLD-M3F</b>	63	5.5	\$ 590
	<b>HLD-M3FA</b>	58	17.9	\$ 622
	<b>HLD-M3FB</b>	65	17.9	\$ 720
<p><b>Laminate Top with SecurEdge NEW!</b> Ships <b>E♦A</b> Ships Assembled Ships Assembled with HLDA-15 Book Box attached</p>	<b>HLD-L3F</b>	63	5.5	\$ 529
	<b>HLD-L3FA</b>	58	17.9	\$ 560
	<b>HLD-L3FB</b>	65	17.9	\$ 658
 <p><b>Student Desk, Adjustable Height</b> 28"W x 28"W, User side 36¼"W Adjustable: 23"-33" height adjustment range. Legs ship pre-set for 30" overall desk height when factory installed. <b>Hard Plastic Top</b> Ships <b>E♦A</b> Ships Assembled Ships Assembled with HLDA-15 Book Box attached</p>	<b>HLD-M3A</b>	63 <input type="checkbox"/>	5.5	\$ 590
	<b>HLD-M3AA</b>	58	17.9	\$ 622
	<b>HLD-M3AB</b>	65	17.9	\$ 720
<p><b>Laminate Top with SecurEdge NEW!</b> Ships <b>E♦A</b> Ships Assembled Ships Assembled with HLDA-15 Book Box attached</p>	<b>HLD-L3A</b>	63	5.5	\$ 529
	<b>HLD-L3AA</b>	58	17.9	\$ 560
	<b>HLD-L3AB</b>	65	17.9	\$ 658

 **Student Desks are ordered and shipped two (2) desks per carton. Legs and cross-brace ship unattached on E♦A models. Pricing shown is per carton. Ordering two of model HLD-M3A or HLD-L3F will result in 2 cartons being shipped, giving you 4 desks.**

 <p><b>Student Desk, Sit-to-Stand</b> 28"W x 28"W, User side 36¼"W Adjustable: 30"-43" height adjustment range Leg height is set during field installation. <b>Hard Plastic Top</b> <b>Laminate Top, with SecurEdge</b></p>	<b>HLD-M3T E♦A</b>	65	5.5	\$ 840
	<b>HLD-L3T E♦A</b>	65	5.5	\$ 779


How to specify	1st Option	2nd Option	3rd Option	
<b>Hard Plastic</b>	<b>Select Model Number from above</b>  <b>H   L   D   -   M   3   A   .</b>	<b>Select Glide Option</b> <b>E</b> Hard Surface (no upcharge) (Fixed or Adjustable models only) <b>G</b> Bell Glide (Sit-to-stand model only) <b>E   .</b>	<b>Select Top Color</b> <b>G9</b> Breeze <b>DD</b> Natural Maple <b>G8</b> Sand <b>G1</b> White <b>G   9   .</b>	<b>Select Upper Leg Color</b> <b>S</b> Charcoal <b>T1</b> Platinum <b>S  </b>

How to specify	1st Option	2nd Option	3rd Option	4th Option	
<b>Laminate with SecurEdge</b>	<b>Select Model Number from above</b>  <b>H   L   D   -   L   3   F   .</b>	<b>Select Glide Option</b> <b>E</b> Hard Surface (no upcharge) (Fixed or Adjustable models only) <b>G</b> Bell Glide (Sit-to-stand model only) <b>E   .</b>	<b>Select Laminate Top Color</b> <b>CC</b> Harvest <b>DD</b> Natural Maple <b>A5</b> Sheer Mesh <b>B9</b> Silver Mesh <b>C   C   .</b>	<b>Select Edge Color</b> <b>P</b> Black <b>P   .</b>	<b>Select Frame Color</b> <b>S</b> Charcoal <b>T1</b> Platinum <b>S  </b>


- ▶ **NEW!** Value Series Adjustable and Fixed Height Desks.
- ▶ Choose from Hard Plastic or Laminate tops.
- ▶ Non-handed desk top constructed of 3/4" hard plastic.
- ▶ Laminate desk top constructed of 3/4" thick particleboard, high-pressure laminate top with SecurEdge for superior durability. Tamper and moisture resistant.
- ▶ Hard plastic tops include pencil grooves. Laminate tops do not.
- ▶ Nylon swivel glides are standard on adjustable and fixed leg models.
- ▶ Fixed Height models ship fully assembled. Adjustable models have the upper leg and cross brace installed. The lower leg ships unattached for field installation.
- ▶ Wheelchair friendly, 29.60" distance between legs on user side. Outside distance between legs is 23 5/8".
- ▶ Accepts optional book basket (HLDA-15) and backpack hooks (HCLA65). Not for use with HCLA50 or HCLA45 book baskets.
- ▶ Book boxes are only available as an accessory for field installation on Value Series desks.

**Field installed felt glide caps (HGDK3-F) are recommended for use on VCT flooring.**



Description	Model	Ship Weight	Cube	List
 <p>Student Desk, Fixed Height 28" W x 28" W, User side 36 1/4" W 30" Fixed Height <b>Hard Plastic Top</b> <b>Laminate Top, with SecurEdge</b></p>	HLDV-M3F E♦A	63	5.5	\$ 496
	HLDV-L3F E♦A	63	5.5	\$ 435

**Student Desks are ordered and shipped two (2) desks per carton. Legs and cross-brace ship attached. Pricing shown is per carton. Ordering two of model HLDV-M3F will result in 2 cartons being shipped, giving you 4 desks.**

 <p>Student Desk, Adjustable Height 28" W x 28" W, User side 36 1/4" W Adjustable: 23"-33" height adjustment range. <b>Hard Plastic Top</b> <b>Laminate Top, with SecurEdge</b></p>	HLDV-M3A E♦A	59	5.5	\$ 496
	HLDV-L3A E♦A	59	5.5	\$ 435

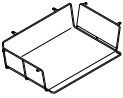


**SPECIFICATION TIP:** Consider available kneespace when specifying under desk storage Wire Book Box. Available kneespace will vary significantly given set desk height. Use the following example to calculate the available and usable kneespace.  
**EXAMPLE:** HLDV-M3A Student Desk, HCL18 Accomplish Chair, HLDA-15 Wire Book Box  
 (user set desk height – top thickness – seat height = available kneespace)  
 (29" H – 1" thickness – 18" seat height = 10" available kneespace)  
 (available kneespace – book basket/box height = usable kneespace)  
 (10" available kneespace – 5" basket height = 5" usable kneespace)

**Student Desks are ordered and shipped two (2) desks per carton. Upper Leg and Cross-brace ship attached. Lower adjustable legs ship unattached for field installation. Pricing shown is per carton. Ordering two of model HLDV-M3A will result in 2 cartons being shipped, giving you 4 desks.**

How to specify	1st Option	2nd Option	3rd Option
<b>Hard Plastic</b>  <b>Select Model Number from above</b>  <b>H   L   D   V</b> – <b>M   3   F</b> .	<b>Select Glide Option</b>  <b>E</b> Hard Surface (no upcharge)  <b>E</b> .	<b>Select Top Color</b>  <b>G9</b> Breeze <b>DD</b> Natural Maple <b>G8</b> Sand <b>G1</b> White  <b>G   9</b> .	<b>Select Upper Leg Color</b>  <b>S</b> Charcoal <b>T1</b> Platinum  <b>S</b>

How to specify	1st Option	2nd Option	3rd Option	4th Option
<b>Laminate with SecurEdge</b>  <b>Select Model Number from above</b>  <b>H   L   D   V</b> – <b>L   3   F</b> .	<b>Select Glide Option</b>  <b>E</b> Hard Surface (no upcharge) (Fixed or Adjustable models only)  <b>E</b> .	<b>Select Laminate Top Color</b>  <b>CC</b> Harvest <b>DD</b> Natural Maple <b>A5</b> Sheer Mesh <b>B9</b> Silver Mesh  <b>C   C</b> .	<b>Select Edge Color</b>  <b>P</b> Black  <b>P</b> .	<b>Select Frame Color</b>  <b>S</b> Charcoal <b>T1</b> Platinum  <b>S</b>

ABJ HON E♦A Icon Legend on page 11

	Description	Model	Ship Weight	Cube	List
	<p>Wire, Book Box (4 per carton) 19½"W x 13"D x 5"H</p> <p>NOTES: Attaches to bottom of desk with 6 screws, included. Field installed. For use on model HLD-M3A, HLD-M3F or HLD-M3T. Features integrated, full-width pencil holder. Bent wire and perforated steel construction for durability and visibility.</p> <p>⚠ <b>Platinum finish only.</b></p> <p><b>Must be ordered with a configurable end product. If ordered separately, not on GSA Contract.</b></p>	H LDA-15 E⚡A	15 [S]	2.0	\$ 176
	<p>Back Pack Hook (10 per carton)</p> <p>NOTES: Assembly: attaches to bottom of desk with (2) screws, included.</p> <p>⚠ <b>Available in Chrome finish only.</b></p> <p><b>Must be ordered with a configurable end product. If ordered separately, not on GSA Contract.</b></p>	H CLA65 E⚡A	10 [S]	0.1	\$ 77
	<p>Glide Kit — Felt Glide Caps</p> <ul style="list-style-type: none"> <li>• Recommended for use on VCT flooring.</li> <li>• Caps easily and securely snap over existing nylon swivel glide.</li> <li>• Kit includes 100 caps for 33 desks.</li> <li>• Field installed.</li> </ul> <p>⚠ <b>Not designed to be used with Sit-to-Stand Bell Glides (model HLD-M3T).</b></p> <p><b>Must be ordered with a configurable end product. If ordered separately, not on GSA Contract.</b></p>	H GDK3-F	2 [S]	0.2	\$ 101

How to specify

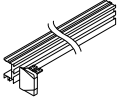
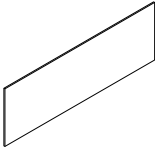
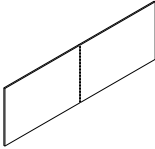

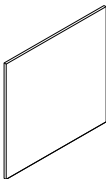


Select Model Number from above

H | L | D | A | - | 1 | 5 |

⚠ E⚡A [S] Icon Legend on page 11

- ▶ Multi-functional wall rails can accommodate whiteboards, worksurfaces and organizational accessories. See below and page 693.
- ▶ Sliding learning boards may be attached to the back of Mobile, full height cabinets with bracket kit HLSA-WBK52 (see page 688).
- ▶ Multi-track rail allows for up to three layers of whiteboards. Rear track supports a fixed board, middle and front tracks support sliding boards. Outer rail channel is for attachment of worksurfaces and organizational accessories.
- ▶ Sliding learning boards are removable and reversible.
- ▶ All fixed and sliding boards:
  - Require two (upper and lower) rails for installation.
  - Feature a full aluminum frame.
  - Are high quality porcelain over steel and non-shadowing.
  - Are low gloss for projection use and allows for use of magnets.



	Description	Model	Ship Weight	Cube	List
	Wall Rail 144'' NOTES: Rail model includes: 1 – 144'' rail, 9 – wall mounting brackets and 2 – rail end caps. ▲ <b>Must be mounted in accordance with published installation instructions. Wall mounting hardware NOT INCLUDED. Must be sourced locally.</b> ▲ <b>Platinum finish only.</b>	<b>HLWR-12</b>	22	1.4	\$ 615
	Learning Board, Fixed Whiteboard, 1-sided 144''W x 48''H, Quantity 1 <b>SPECIFYING EXAMPLE: HLWBF1-1248W.X</b>	<b>HLWBF1-1248W</b>	124	13.0	\$1476
	Learning Board, Fixed Whiteboards, 1-sided 72''W x 48''H, Quantity 2 with spacer (included) NOTES: Includes center cover/spacer. <b>SPECIFYING EXAMPLE: HLWBF2-1248W.X</b>	<b>HLWBF2-1248W</b>	125	6.7	\$1476
	Learning Board, Sliding Whiteboard/Whiteboard 48''W x 48''H 24''W x 48''H NOTES: May be used with HLSA-WBK52 to mount to the back of full-height Mobile Cabinets. (See page 688.) <b>SPECIFYING EXAMPLE: HLWBS-448WW.X</b>	<b>HLWBS-448WW</b> <b>HLWBS-248WW</b>	47 26	4.6 2.5	\$ 710 \$ 451
<i>Model HLWBS-248WW shown</i>					
	Learning Board, Sliding Whiteboard/Tackboard 48''W x 48''H 24''W x 48''H NOTES: May be used with HLSA-WBK52 to mount to the back of full-height Mobile Cabinets. (See page 688.) Tackboard Side available in the following fabrics: Lucy Neutra (LC24), Element Veil (GN13), Element Warm Beige (GN55) <b>SPECIFYING EXAMPLE: HLWBS-448WT.X.GN13</b>	<b>HLWBS-448WT</b> <b>HLWBS-248WT</b>	64 34	4.6 2.5	\$ 739 \$ 471
<i>Model HLWBS-448WT shown</i>					
	Worksurface 34''W x 22''D x 1''H NOTES: Specify top finish and cantilever — see page 676. Requires two wall rails for mounting. Wire management opening in back — includes cantilever mounting brackets, with anti-dislodgement feature. Fixed 30'' height. Does not interfere with sliding boards. Comfort edge on user side and soft radius with rounded corners on all other sides. ▲ <b>Cantilever in Platinum only.</b> <b>SPECIFYING EXAMPLE: Model.Top Finish.Cantilever HLWW-R2234.Q.T1</b>	<b>HLWW-R2234</b>	28 	5.5	\$ 338

How to specify	1st Option	2nd Option
<b>Select Model Number from above</b>  <b>H   L   W   B   S   -   4   4   8   W   T   .</b>	<b>Select Side A Color</b> X Whiteboard  <b>X   .</b>	<b>Select Tackboard Fabric</b> <b>GN13</b> Element Veil <b>GN55</b> Element Warm Beige <b>LC24</b> Lucy Neutra Specify for models HLWBS-448WT and HLWBS-248WT only <b>GN   1   3  </b>

► Accessories below to be used on the Wall Rail System — see page 692.











► All accessories mount on the rail's outer channel and may be used with sliding boards.

► All accessories may be mounted and moved to any position along the width of the rail.

► All accessories may be easily removed from the rail with the exception of the All-Purpose Hook. All-Purpose Hook can slide horizontally along the rail but cannot be removed without removing a rail end cap.

⚠ **All-Purpose Hook Model HPPMHK is available in Platinum Metallic (T1) only.**

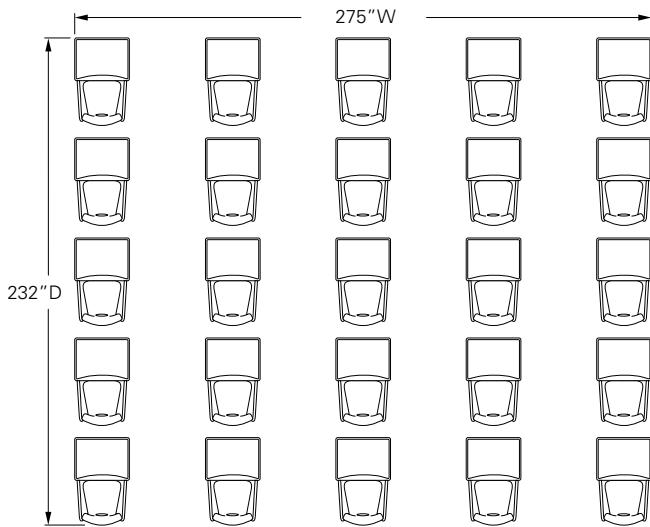


	Description	Model	Ship Weight	Cube	List
	<b>Marker Tray (Single Pack)</b> 7''W x 3½''D x 2''H NOTES: Holds dry-erase markers, push pins and other small objects.	<b>HPPMMT</b>	1 	0.2	\$ 63
	<b>Paper Clip (2 per carton)</b> 5''W x 2''H NOTES: Use individually for artwork or smaller items. Use in pairs for larger notepad size pieces of paper.	<b>HPPMPC</b>	1 	0.2	\$ 63
	<b>All-Purpose Hook (10 per carton)</b> NOTES: Use for hanging back-packs, coats and other items. Hooks slide horizontally and cannot be removed without first removing the rail end cap. ⚠ <b>Specify paint — Platinum Metallic only.</b>	<b>HPPMHK</b>	1 	0.2	\$ 148
 <b>SIN 711-2</b>	<b>CD/Pencil Holder</b> 5¼''W x 1½''D x 5''H NOTES: Installs on the Wall Rail or Accessory Rail (HLTA-TR24) for use on the Teacher's Desk or Storage Cases. May also be mounted on Folder Bins.	<b>HPPMPB</b>	1 	0.2	\$ 74
 <b>SIN 711-2</b>	<b>Folder Bin</b> 12¼''W x 1¼''D x 9''H NOTES: Installs on the Wall Rail or Accessory Rail (HLTA-TR24) for use on the Teacher's Desk or Storage Cases. Folder Bin may be mounted (stacked) to each other.	<b>HPPMFB</b>	2 	0.3	\$ 74

How to specify	<p><b>Select Model Number from above</b></p> <p><b>H   P   P   M   M   T   .</b></p>	<p><b>1st Option</b></p> <p><b>Select Paint Color</b></p> <p><b>S</b> Charcoal <b>T3</b> Muslin <b>T1</b> Platinum Metallic (\$10 upcharge) Model HPPMHK available in Platinum Metallic only</p> <p><b>T   1  </b></p>
----------------	--	--



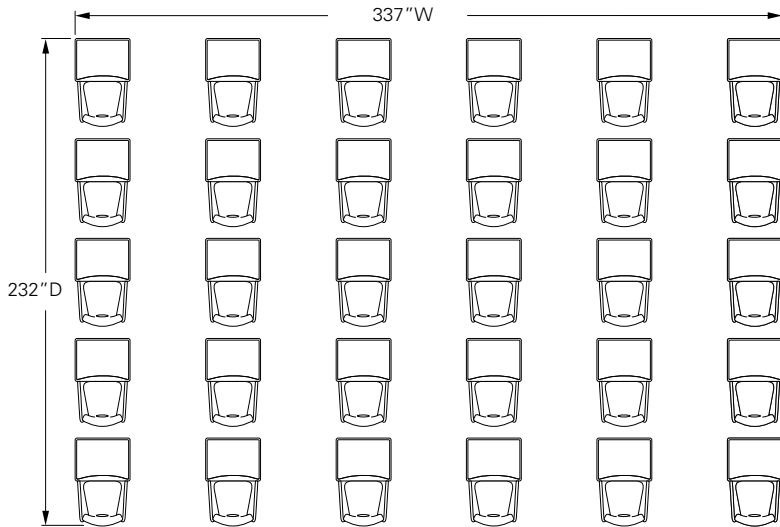
Components used are listed on pages 696-697. Order components individually.  
Other configurations are possible, including various sizes of some components.



NOTES: Dimensions are based on 36 inch wide aisles. Actual dimensions should be based on local building codes.

**Combination Chair Desks**  
275 inch wide x 232 inch deep

Line Item	Product Description	Qty	Model Number	List Price	Price Extension	Qty	Model Number	List Price	Price Extension	Qty	Model Number	List Price	Price Extension
1	Combo Desk and Chair	13	HCL8HPB	\$830	\$10,790	13	HCL8MPB	\$710	\$9,230	13	HCL71HPB	\$863	\$11,219
			<b>TOTAL:</b>	<b>\$10,790</b>			<b>TOTAL:</b>	<b>\$9,230</b>			<b>TOTAL:</b>	<b>\$11,219</b>	

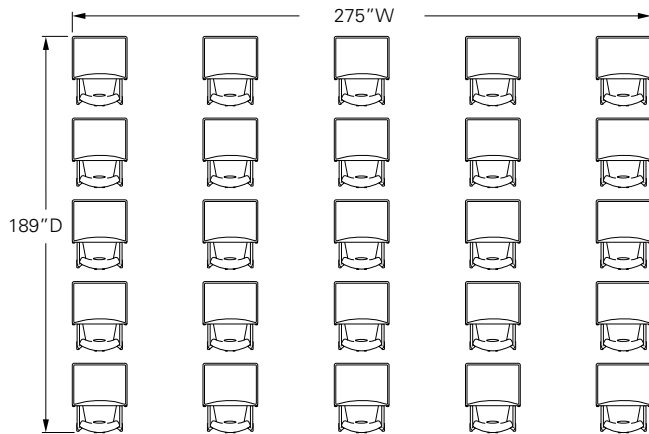


NOTES: Dimensions are based on 36 inch wide aisles. Actual dimensions should be based on local building codes.

**Combination Chair Desks**  
337 inch wide x 232 inch deep

Line Item	Product Description	Qty	Model Number	List Price	Price Extension	Qty	Model Number	List Price	Price Extension	Qty	Model Number	List Price	Price Extension
1	Combo Desk and Chair	15	HCL8HPB	\$830	\$12,450	15	HCL8MPB	\$710	\$10,650	15	HCL71HPB	\$863	\$12,945
			<b>TOTAL:</b>	<b>\$12,450</b>			<b>TOTAL:</b>	<b>\$10,650</b>			<b>TOTAL:</b>	<b>\$12,945</b>	

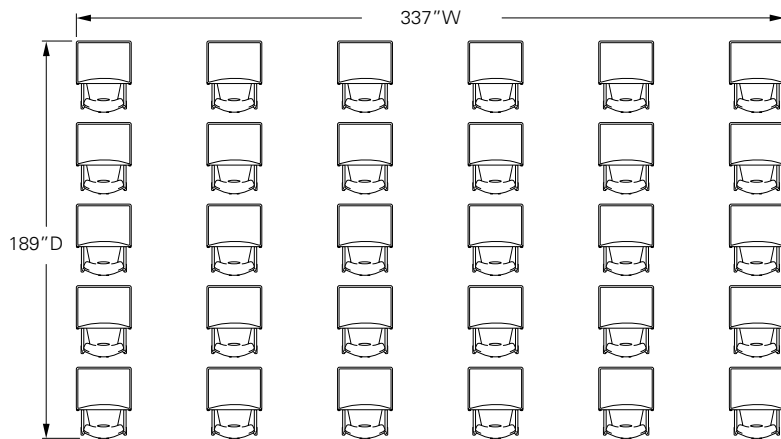
Components used are listed on pages 698-699 and 707. Order components individually. Other configurations are possible, including various sizes of some components.



NOTES: Dimensions are based on 36" W aisles. Actual dimensions should be based on local building codes.

**Student Desks and Chairs**  
275" W x 189" D

Line Item	Product Description	Qty	Model Number	List Price	Price Extension	Qty	Model Number	List Price	Price Extension	Qty	Model Number	List Price	Price Extension	
1	Adjustable Height Desk	13	HCL40HPB	\$555	\$ 7,215	13	HCL4DHPB	\$528	\$ 6,864	13	HCL4DMPB	\$443	\$5,759	
2	18" H Student Chair	7	HCL18PC	\$719	\$ 5,033	7	HCL418PC	\$608	\$ 4,256	7	HH1018	\$325	\$2,275	
<b>TOTAL:</b>					<b>\$12,248</b>	<b>TOTAL:</b>					<b>\$11,120</b>	<b>TOTAL:</b>		<b>\$8,034</b>



NOTES: Dimensions are based on 36" W aisles. Actual dimensions should be based on local building codes.

**Student Desks and Chairs**  
337" W x 189" D

Line Item	Product Description	Qty	Model Number	List Price	Price Extension	Qty	Model Number	List Price	Price Extension	Qty	Model Number	List Price	Price Extension	
1	Adjustable Height Desk	15	HCL40HPB	\$555	\$ 8,325	15	HCL4DHPB	\$528	\$ 7,920	15	HCL4DMPB	\$443	\$6,645	
2	18" H Student Chair	8	HCL18PC	\$719	\$ 5,752	8	HCL418PC	\$608	\$ 4,864	8	HH1018	\$325	\$2,600	
<b>TOTAL:</b>					<b>\$14,077</b>	<b>TOTAL:</b>					<b>\$12,784</b>	<b>TOTAL:</b>		<b>\$9,245</b>

# Accomplish® Single Entry Combo Desks

GSA SIN 71-302



- ▶ Accomplish Single Entry Combo Desk available.
- ▶ Choose from ergonomic laminate or hard plastic desktop options.
- ▶ Ships standard with nylon swivel glides.
- ▶ Hard plastic top includes pencil groove.
- ▶ Enclosed flat plastic cover on underside of the laminate desktop.
- ▶ Tops are 20" D x 26" W.
- ▶ Desk height is 29".
- ▶ Tubular steel frame for superior strength.
- ▶ Seat has built-in lumbar support.
- ▶ Accepts Under Seat Book Storage and Back Pack Hook shown on pages 708-709.
- ▶ Desks are fixed height.
- ▶ **Laminate desk tops plastic surrounds are standard with Light Gray (QQ) on Chrome or painted Titanium frames, Charcoal (SS) on Charcoal painted frames.**


▲ **Field installed felt glide caps (HGDK3-F) are recommended for use on VCT flooring. See page 709.**



Description	Model	Ship Weight	Cube	Per Carton List
<b>SINGLE ENTRY COMBO DESK AND CHAIR UNITS</b> 26"W x 40 <sup>3</sup> / <sub>4</sub> "D x 33 <sup>5</sup> / <sub>8</sub> "H				
<b>Ergonomic Laminate Tops</b> 26"W x 20"D				
Combination Desk and Chair with Painted Legs	<b>HCL8HPB</b>	94	29.5	\$ 830 (reference single unit @ \$415.00)
Combination Desk and Chair with Chrome Legs	<b>HCL8HCB</b>	94	29.5	\$ 857 (reference single unit @ \$428.50)
<b>Hard Plastic Top</b> 26"W x 19"D				
Combination Desk and Chair with Painted Legs	<b>HCL8MPB</b>	98	29.5	\$ 710 (reference single unit @ \$355.00)
Combination Desk and Chair with Chrome Legs	<b>HCL8MCB</b>	98	29.5	\$ 739 (reference single unit @ \$369.50)



HCL8H



HCL8M

**Single Entry Combo Desks are ordered and shipped two (2) desks per carton. Pricing shown is per carton. Each set of two desks (one carton), must have the same plastic/laminate color combination. Ordering 2 of Model HCL8HPB, HCL8HCB, HCL8MPB or HCL8MCB will result in 2 cartons being shipped, giving you 4 desks.**

How to specify	Select Model Number from above	1st Option Select Glide Option	2nd Option Select Top Color	3rd Option Select Seat Color	4th Option Select Frame Color
<b>Packaging Quantity</b> B = 2/Carton  <b>Frame Material</b> C = Chrome P = Painted  <b>Desktop Material</b> H = Laminate M = Hard Plastic	<b>H C L 8 H P B</b>	<b>E</b> Hard Surface (no upcharge)	<b>Laminate or Hard Plastic Options</b> <b>G4</b> Beige <b>CC</b> Harvest <b>DD</b> Natural Maple <b>G1</b> White	<b>83</b> Blue Violet <b>65</b> Garnet <b>98</b> Green <b>11</b> Lava <b>91</b> Navy <b>56</b> Purple <b>40</b> Red	<b>S</b> Charcoal <b>Y</b> Chrome <b>C</b> Titanium
		<b>E</b> .	<b>G 4</b> .	<b>1   1</b> .	<b>C</b>

Icon Legend on page 11

- ▶ Top is 26" W x 20" D.
- ▶ Seat is 18" H.
- ▶ Desk is adjustable from 26" to 29" high.

- ▶ Desks ship set at 29" height.
- ▶ Ships standard with eight (8) nylon glides.

- ▶ Frame available in Chrome (C) or Painted (P) finishes.
- ▶ Built-in lumbar.
- ▶ High strength steel frame.

- ▶ Accepts optional accessory models HCLA45, HCLA55, HCLA65 — see page 708.

⚠ **Field installed snap-on felt saddle glides (HGDK2-F) are recommended for use on VCT flooring. See page 709.**



Description	Model	Ship Weight	Cube	Per Carton List
<b>ADJUSTABLE HEIGHT DESK AND 18" H DUAL ENTRY CHAIR COMBINATION UNITS</b> 26" W x 40 3/4" D x 26"-29" H				
<b>Ergonomic Laminate Tops</b> 26" W x 20" D				
Combination Desk and Chair with Painted Legs	<b>HCL71HPB</b>	114	32.5	\$ 863 (reference single unit @ \$431.50)
Combination Desk and Chair with Chrome Legs	<b>HCL71HCB</b>	114	32.5	\$ 880 (reference single unit @ \$440.00)

**SPECIFICATION TIP:** Consider available kneespace when specifying under desk storage accessories (HCLA45, HCLA50) for Accomplish and Proficiency adjustable desk models. Available kneespace will vary significantly, given set desk height and model of under-desk basket. Use the following example to easily calculate the available and usable kneespace.

**EXAMPLE:** Accomplish Dual-Entry Combo desk, with stationary seat height, HCLA50 Wire Basket  
 (user set desk height – top thickness – seat height = available kneespace)  
 (29" H – 1" thickness – 18" seat height = 10" available kneespace)  
 (available kneespace – book basket/box height = usable kneespace)  
 (10" available kneespace – 5" basket height = 5" usable kneespace)

**Student Desks are ordered and shipped two (2) desks per carton. Pricing shown is per carton. Each set of two desks (one carton), must have the same plastic/laminate color combination. Ordering 2 of Model HCL71HPB or HCL71HCB will result in 2 cartons being shipped, giving you 4 desks.**

**NOTE: See pages 708-709 for Accessories.**

How to specify	Select Model Number from above	1st Option Select Laminate	2nd Option Select Shell Color	3rd Option Select Frame/Plastic Surround Color
<b>Packaging Quantity</b> B = 2	<div style="display: flex; justify-content: space-around; align-items: center;"> <span>H</span><span>C</span><span>L</span><span>7</span><span>1</span><span>H</span><span>P</span><span>B</span> </div>	<b>G4</b> Beige	<b>83</b> Blue Violet	<b>S</b> Charcoal Painted Frame/Charcoal Plastic Surround
<b>Frame Material</b> C = Chrome		<b>CC</b> Harvest	<b>65</b> Garnet	<b>Y</b> Chrome Frame/Titanium Plastic Surround
<b>Top Material</b> P = Painted		<b>DD</b> Natural Maple	<b>98</b> Green	<b>C</b> Titanium Painted Frame/Titanium Plastic Surround
<b>H</b> = Laminate		<b>G1</b> White	<b>11</b> Lava <b>91</b> Navy <b>56</b> Purple <b>40</b> Red	
		<b>G 4</b> .	<b>8 3</b> .	<b>S</b>

Icon Legend on page 11

# Accomplish® Cantilever Desks

GSA SIN 71-302



- ▶ Top is 26''W x 20''D.
- ▶ High strength steel frame.
- ▶ Desks ship set at 29½'' height.
- ▶ Factory installed glide insert options include all-purpose nylon or felt.
- ▶ Frame available in Chrome (C) or Painted (P) finishes.
- ▶ Accepts optional accessory models HCLA45 and HCLA65 — see page 708.
- ⚠ **Felt glides (option F below) are recommended for use on VCT flooring.**



Description	Model	Ship Weight	Cube	Per Carton List
<b>LARGE ADJUSTABLE HEIGHT DESKS</b> 26''W x 20''D x 26''-29''H				
<b>Ergonomic Laminate Tops</b> 26''W x 20''D				
Desk with Painted Legs	<b>HCL40HPB E⬢A</b>	67	11.6	\$ 555 (reference single unit @ \$277.50)
Desk with Chrome Legs	<b>HCL40HCB E⬢A</b>	67	11.6	\$ 573 (reference single unit @ \$286.50)
<b>REGULAR ADJUSTABLE HEIGHT DESKS</b> 26''W x 20''D x 23''-26''H				
<b>Ergonomic Laminate Tops</b> 26''W x 20''D				
Desk with Painted Legs	<b>HCL30HPB E⬢A D</b>	65	10.8	\$ 536 (reference single unit @ \$268.00)
Desk with Chrome Legs	<b>HCL30HCB E⬢A D</b>	65	10.8	\$ 555 (reference single unit @ \$277.50)

**SPECIFICATION TIP:** Consider available kneespace when specifying under desk storage accessories (HCLA45, HCLA50) for Accomplish and Proficiency adjustable desk models. Available kneespace will vary significantly, given set desk height and model of under-desk basket. Use the following example to easily calculate the available and usable kneespace.

**EXAMPLE:** HCL40 Accomplish Cantilever Desk, HCL18 Accomplish Chair, HCLA50 Wire Basket  
 (user set desk height – top thickness – seat height = available kneespace)  
 (29''H – 1'' thickness – 18'' seat height = 10'' available kneespace)  
 (available kneespace – book basket/box height = usable kneespace)  
 (10'' available kneespace – 5'' basket height = 5'' usable kneespace)

**Student Desks are ordered and shipped two (2) desks per carton. Pricing shown is per carton. Each set of two desks (one carton), must have the same plastic/laminate color combination. Ordering 2 of Model HCL40 or HCL30 will result in 2 cartons being shipped, giving you 4 desks.**

**NOTE: See pages 708-709 for Accessories.**

**All new Cantilever Chairs and Desks must now be specified with a glide, effective 12/17/2007. New specification guidelines for these new models shown below.**

How to specify	Select Model Number from above	1st Option Select Glide Option	2nd Option Select Laminate	3rd Option Select Frame/Plastic Surround Color
<b>Packaging Quantity</b> B = 2/Carton <b>Frame Material</b> C = Chrome P = Painted <b>Top Material</b> H = Laminate	H   C   L   4   0   H   P   B   .	<b>E</b> All-purpose glide insert (no upcharge) <b>F</b> Felt Glide Insert (\$16 list upcharge; \$8 per single unit see page 709)	<b>G4</b> Beige <b>CC</b> Harvest <b>DD</b> Natural Maple <b>G1</b> White	<b>S</b> Charcoal Painted Frame/Charcoal Plastic Surround <b>Y</b> Chrome Frame/Titanium Plastic Surround <b>C</b> Titanium Painted Frame/Titanium Plastic Surround

Icon Legend on page 11 **D** Discontinued 12/31/2011.

- ▶ Ergonomic desktop is constructed of laminate.
- ▶ Desktop underside enclosed with flat plastic cover.
- ▶ Tubular steel frame for superior strength.

- ▶ Frame height adjusts from 22" to 32".
- ▶ Desks ship set at lowest height of 22".
- ▶ Ship standard with nylon swivel glides.

- ▶ Lower leg finish is chrome.
- ▶ Accepts optional Under Desk Top Book Basket. See page 708 for all accessories.

- ▶ **Laminate desk tops plastic surrounds are standard with Light Gray (QQ) on painted Titanium frames or Charcoal (SS) on Charcoal painted frames.**

⚠ **Field installed felt glide caps (HGDK3-F) are recommended for use on VCT flooring. See page 709.**



Description	Model	Ship		Per Carton List
		Weight	Cube	
<b>4-LEG DESKS 26"W x 20"D</b> <b>Adjustable Height 22"-32"</b> Ergonomic Laminate Desk Top 26"W x 20"D	<b>HCL4DHPB</b>	60	5.8	\$ 528 (reference single unit @ \$264.00)



HCL4DH

**SPECIFICATION TIP:** Consider available kneespace when specifying under desk storage accessories (HCLA45, HCLA50) for Accomplish and Proficiency adjustable desk models. Available kneespace will vary significantly, given set desk height and model of under-desk basket. Use the following example to easily calculate the available and usable kneespace.

EXAMPLE: HCL4DHPB

- (user set desk height – top thickness – seat height = available kneespace)
- (29'H – 1" thickness – 18" seat height = 10" available kneespace)
- (available kneespace – book basket/box height = usable kneespace)
- (10" available kneespace – 5" basket height = 5" usable kneespace)

**Accomplish® 4-Leg Desks are ordered and shipped two (2) desks per carton. Pricing shown is per carton. Each set of two desks (one carton), must have the same laminate color combination. Ordering 2 of Model HCL4DHPB will result in 2 cartons being shipped, giving you 4 desks.**

**NOTE: See pages 708-709 for Accessories.**

How to specify	Select Model Number from above	1st Option Select Glide Option	2nd Option Select Top Color	3rd Option Select Frame Color
<b>Packaging Quantity</b> B = 2/Carton <b>Frame Material</b> P = Painted <b>Top Material</b> H = Laminate	H   C   L   4   D   H   P   B   .	E   .	<b>Laminate Options</b> G4 Beige CC Harvest DD Natural Maple G1 White	S Charcoal C Titanium
			G   4   .	C

Icon Legend on page 11




# Accomplish® Cantilever Chairs


GSA SIN 71-302



- ▶ Built-in lumbar support.
- ▶ High strength steel frame.
- ▶ Chair stacks on desk for easy cleaning.
- ▶ Use Universal 4-Leg Chair cart model HU-Cart on page 708. Accomplish Cantilever Chairs stack 8-high on cart.
- ▶ Shipped fully assembled.
- ▶ Chairs stack 5 high.
- ▶ Factory installed glide insert options include all-purpose nylon or felt.
- ▶ Model HCL18 accepts optional model HCLA55 — see page 708.
- ▶ **Felt glides (option F below) are recommended for use on VCT flooring.**




Model/Description	Depth	Width	Height	Ship Weight	Cube	Per Carton List
 <b>HCL14</b> 14''H Student Chair, Cantilevered Base, Armless	Maximum	17½	18	50	9.6	Painted (HCL14PC) \$ 658 (reference single unit @ \$164.50)
	Seat	13	14			
	Back	14½	27			
	Seat to Floor		14			
	Usable Seat Depth	14½				
 <b>HCL16</b> 16''H Student Chair, Cantilevered Base, Armless	Maximum	19¾	19⅞	59	12.1	Painted (HCL16PC) \$ 687 (reference single unit @ \$171.75)
	Seat	15	16			
	Back	16½	30½			
	Seat to Floor		16			
	Usable Seat Depth	16½				
 <b>HCL18</b> 18''H Student Chair, Cantilevered Base, Armless	Maximum	22¼	21¾	68	15.5	Painted (HCL18PC) \$ 719 (reference single unit @ \$179.75)
	Seat	17	17¾			
	Back	18	33½			
	Seat to Floor		18			
	Usable Seat Depth	17½				

 **Student Desk Chairs are ordered and shipped four (4) chairs per carton. Pricing shown is per carton. Each set of four chairs (one carton), must have the same shell/frame color combination. Ordering 2 of Model HCL14PC, HCL16PC or HCL18PC will result in 2 cartons being shipped, giving you 8 chairs.**

**NOTE: See pages 708-709 for Accessories.**





**All new Cantilever Chairs and Desks must now be specified with a glide, effective 12/17/2007. New specification guidelines for these new models shown below.**


How to specify	Select Model Number from above	1st Option Select Glide Option	2nd Option Select Shell Color	3rd Option Select Frame Color
<b>Packaging Quantity</b> C = 4/Carton		<b>E</b> All-purpose glide insert (no upcharge) <b>F</b> Felt Glide Insert (\$32 list upcharge; \$8 per single unit see page 709)	<b>83</b> Blue Violet <b>65</b> Garnet <b>98</b> Green <b>11</b> Lava <b>91</b> Navy <b>56</b> Purple <b>40</b> Red	<b>Chrome available on CC models only</b> <b>S</b> Charcoal <b>Y</b> Chrome <b>C</b> Titanium
<b>Frame Material</b> C = Chrome P = Painted		<b>HCL14PC</b>	<b>E</b>	<b>83</b>

Icon Legend on page 11

- ▶ High strength tubular steel frame.
- ▶ Ship standard with nylon swivel glides.
- ▶ Built-in lumbar support.
- ▶ Stacks 5 high on floor.
- ▶ Model HCL418 accepts Under Seat Book Storage found on page 708.
- ▶ Use Universal 4-Leg Chair cart model HU-Cart on page 708. Accomplish Cantilever Chairs stack 8-high on cart.
- ▶ **Field installed felt glide caps (HGDK3-F) are recommended for use on VCT flooring. See page 709.**



Model/Description	Depth	Width	Height	Ship Weight	Cube	Per Carton List
 <b>HCL412</b> 12'H 4-Leg Chair, 4 Leg, Armless	Maximum	17¼	18	24⅝	48 [S] 9.3	Painted (HCL412PC) \$ 561 (reference single unit @ \$140.25)  Chrome (HCL412CC) \$ 614 (reference single unit @ \$153.50)
	Seat	13	14	12		
	Back		14½	25		
	Seat to Floor			12		
	Usable Seat Depth	14½				
 <b>HCL414</b> 14'H 4-Leg Chair, 4 Leg, Armless	Maximum	17¼	18	26⅝	50 [S] 9.6	Painted (HCL414PC) \$ 561 (reference single unit @ \$140.25)  Chrome (HCL414CC) \$ 614 (reference single unit @ \$153.50)
	Seat	13	14	14		
	Back		14½	27		
	Seat to Floor			14		
	Usable Seat Depth	14½				
 <b>HCL416</b> 16'H 4-Leg Chair, 4 Leg, Armless	Maximum	19¾	19⅞	30½	59 12.1	Painted (HCL416PC) \$ 587 (reference single unit @ \$146.75)  Chrome (HCL416CC) \$ 641 (reference single unit @ \$160.25)
	Seat	15	16	16		
	Back		16½	30½		
	Seat to Floor			16		
	Usable Seat Depth	16½				
 <b>HCL418</b> 18'H 4-Leg Chair, 4 Leg, Armless	Maximum	22¼	21¾	33⅝	68 15.6	Painted (HCL418PC) \$ 608 (reference single unit @ \$152.00)  Chrome (HCL418CC) \$ 661 (reference single unit @ \$165.25)
	Seat	17	17¾	18		
	Back		18	33½		
	Seat to Floor			17½		
	Usable Seat Depth	17½				

 **Accomplish® 4-Leg Chairs are ordered and shipped four (4) chairs per carton. Pricing shown is per carton. Each set of four chairs (one carton), must have the same shell/frame color combination. Ordering 2 of Model HCL412, HCL414, HCL416 or HCL418 will result in 2 cartons being shipped, giving you 8 chairs.**

**NOTE: See pages 708-709 for Accessories.**

How to specify	Select Model Number from above	1st Option Select Glide Option	2nd Option Select Shell Color	3rd Option Select Frame Color
<b>Packaging Quantity</b> C = 4/Carton  <b>Frame Material</b> C = Chrome P = Painted	H   C   L   4   1   4   P   C .	E Hard Surface (no upcharge)	83 Blue Violet 65 Garnet 98 Green 11 Lava 91 Navy 56 Purple 40 Red	S Charcoal Y Chrome C Titanium
		E .	1 1 .	C

 Icon Legend on page 11

# Accomplish® 4-Leg Chair with Casters

GSA SIN 71-302



- ▶ High strength tubular steel frame.
- ▶ Built-in lumbar support.
- ▶ Chairs stack 5-high on floor.
- ▶ Accepts optional Under Seat Book Storage found on page 708.
- ▶ Use Universal 4-Leg Chair cart model HU-Cart on page 708. Accomplish Cantilever Chairs stack 8-high on cart.
- ◊ Standard hard wheel casters.
- ◊ Casters easily insert in leg.



Model/Description	Depth	Width	Height	Ship Weight	Cube	Per Carton List	
<b>HCLC18 E◊A</b> 18''H 4-Leg Chair, 4 Leg, Armless	Maximum	22¼	21¾	34⅝	68	15.6	Painted (HCLC18PC) \$ 876 (reference single unit @ \$219.00)
	Seat	17	17¾	18⅝			
	Back		18	34½			Chrome (HCLC18CC) \$ 929 (reference single unit @ \$232.25)
	Seat to Floor			18½			
	Usable Seat Depth	17½					

**Accomplish® 4-Leg Chair with Casters are ordered and shipped four (4) chairs per carton. Pricing shown is per carton. Each set of four chairs (one carton), must have the same shell/frame color combination. Ordering 2 of Model HCLC18 will result in 2 cartons being shipped, giving you 8 chairs.**


**NOTE: See pages 708-709 for Accessories.**

How to specify	Select Model Number from above	1st Option Select Shell Color	2nd Option Select Frame Color
<b>Packaging Quantity</b> C = 4/Carton  <b>Frame Material</b> C = Chrome P = Painted	<b>H C L C 1 8   P C .</b>	<b>83</b> Blue Violet <b>65</b> Garnet <b>98</b> Green <b>11</b> Lava <b>91</b> Navy <b>56</b> Purple <b>40</b> Red  <b>1 1 .</b>	<b>S</b> Charcoal <b>Y</b> Chrome <b>C</b> Titanium  <b>C</b>

Icon Legend on page 11

- ▶ High strength tubular steel frame.
- ▶ Built-in lumbar support.
- ▶ 5-star base.
- ▶ Ships one per carton.




Model/Description	Depth	Width	Height	Ship Weight	Cube	Per Carton List
 <b>HCLTKPA E</b> Swivel Chair Pneumatic Seat Height Adjustment, Swivel ♂ A, E	Maximum	22¼	21¾	36	5.0	\$ 281
	Seat	17	17¾	15½-20½		
	Back		18	31-36		
	Seat to Floor			15½-20½		
	Usable Seat Depth	17½				

How to specify	1st Option	2nd Option	3rd Option
Select Model Number from above  Packaging Quantity A = 1/Carton Frame Material P = Painted	Select Caster/Glide Option <b>H</b> Hard Surface Caster (no upcharge) <b>S</b> Soft Surface Caster (no upcharge) <b>G</b> Bell Glide (\$25 upcharge)	Select Shell Color <b>83</b> Blue Violet <b>65</b> Garnet <b>98</b> Green <b>11</b> Lava <b>91</b> Navy <b>56</b> Purple <b>40</b> Red	Select Frame Color <b>S</b> Charcoal <b>C</b> Titanium
H   C   L   T   K   P   A .	H .	1   1 .	C

- ▶ Seat and back are constructed of a single piece shell.
- ▶ Contoured seatshell with lumbar support.
- ▶ Frame is high-strength tubular steel.
- ▶ Includes a footring for added comfort. Black only.
- ▶ Ships one per carton.



Model/Description	Depth	Width	Height	Ship Weight	Cube	List
 <b>HCLSTPA E</b> Task Stool, Pneumatic Seat Height Adjustment, Swivel Footring ♂ A, E	Maximum	25¾	24	48½	18.3	\$ 410
	Seat	17	17¾	18		
	Back		16½	22-32		
	Seat to Floor			7¾-17¾		
	Footring					
Usable Seat Depth	17½					

How to specify	1st Option	2nd Option	3rd Option
Select Model Number from above  Packaging Quantity A = 1/Carton Frame Material P = Painted	Select Caster/Glide Option <b>H</b> Hard Surface Caster (no upcharge) <b>S</b> Soft Surface Caster (no upcharge) <b>G</b> Bell Glide (\$25 upcharge)	Select Chair Shell Color <b>83</b> Blue Violet <b>65</b> Garnet <b>98</b> Green <b>11</b> Lava <b>91</b> Navy <b>56</b> Purple <b>40</b> Red	Select Frame Color <b>S</b> Charcoal <b>C</b> Titanium
H   C   L   S   T   P   A .	H .	9   1 .	S

# Enable™ Fixed Height 4-Leg Desks

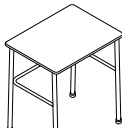
GSA SIN 71-302




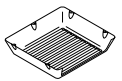
- ▶ **NEW!** Under Desk Top Storage Box. Available June 2011.
- ▶ Hard Plastic Top Desk is constructed of 5/8" thick hard plastic.
- ▶ Hard Plastic desk tops include pencil groove on 18" x 24" and 20" x 26" desks.
- ▶ Laminate tops do not include pencil groove.
- ▶ Laminate Desk Top constructed of 3/4" thick particleboard, high pressure laminate top.
- ▶ Desktop underside sealed with a paper backer.
- ▶ SecurEdge for superior durability, Tamper and moisture resistant.
- ▶ All desks ship fully assembled.
- ▶ Standard Nylon Swivel Glide.
- ▶ All 20" x 26" desktops are pre-drilled to accept HCLA45 (plastic) and HCLA50 (wire) book boxes.
- ▶ HCLA45 Book Box may be ordered as an accessory for field installation or specified as a factory installed item on 20" x 26" models only.
- ▶ HEA-UBBP Book Box may be ordered as an accessory for field installation or specified as a factory installed item on 18" x 24" desk models only.
- ▶ 18" x 24" desk models do not accept book box models HCLA45, HCLA50 or HLDA15.
- ▶ All tops are pre-drilled to accept back pack hooks (HCLA65). Field installed only.
- ▶ **Field installed felt glide caps (HGDK3-F) are recommended for use on VCT flooring.**

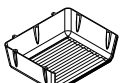


Description	Model	Ship Weight	Cube	Per Carton List	Single Unit List
 <b>4-LEG DESKS</b> 30"H Fixed Height Desk Hard Plastic Desk Top 24"W x 18"D 26"W x 20"D	<b>HE4F30-1824M</b>	42	8.7	\$ 331	\$ 165.50
	<b>HE4F30-2026M</b>	48	10.1	\$ 342	\$ 171.00

 <b>4-LEG DESKS</b> 30"H Fixed Height Desk Laminate Desk Top with SecurEdge 24"W x 18"D 26"W x 20"D	<b>HE4F30-1824L</b>	42	8.7	\$ 248	\$ 124.00
	<b>HE4F30-2026L</b>	48	10.1	\$ 258	\$ 129.00

 **Enable™ 4-Leg Desks are ordered and shipped two (2) desks per carton. Pricing shown is per carton. Each set of two desks (one carton), must have the same plastic color combination. Ordering 2 of Model HE4F30-1824M will result in 2 cartons being shipped, giving you 4 desks.**

 Under Desk Top Storage Box (4 per carton) 19"W x 17 1/2"D x 4 1/2"H NOTES: Assembly: attaches to bottom of desk top with (5) screws included. ▲ <b>Clear frosted plastic, no specification color code required.</b> ▲ <b>Use with 20" x 26" Enable models only.</b> ▲ <b>Also for use with models HCL30, HCL40, HCL71, HCL4DH, HCL4DM, HCL4DMPB.</b> ▲ <b>This model specified for field installation only.</b>	<b>HCLA45 E</b>	24	1.4	\$ 152	\$ 38.00
---	-----------------	----	-----	--------	----------

 <b>NEW!</b> Under Desk Top Storage Box (4 per carton) 17 1/8"W x 13 1/4"D x 5 1/2"H GSA contract pending ▲ <b>Clear frosted plastic, no specification color code required.</b> ▲ <b>Use with 18" x 24" Enable models only.</b> ▲ <b>This model specified for field installation only.</b>	<b>HEA-UBBP E</b>	11	2.9	\$ 152	\$ 38.00
---	-------------------	----	-----	--------	----------

How to specify	1st Option	2nd Option	3rd Option
<b>Hard Plastic Tops</b>  Select Model Number from above  <b>H   E   4   F   3   0   -   2   0   2   6   M   .</b>	Select Book Box Option N No book box B Book box (\$83 upcharge per carton)  <b>B   .</b>	Select Top Color <b>Hard Plastic Options</b> G4 Beige CC Harvest DD Natural Maple G1 White  <b>G   4   .</b>	Select Frame Color S Charcoal T1 Platinum  <b>S  </b>

How to specify	1st Option	2nd Option	3rd Option	4th Option
<b>Laminate with SecurEdge Tops</b>  Select Model Number from above  <b>H   E   4   F   3   0   -   1   8   2   4   L   .</b>	Select Book Box Option N No book box B Book box (\$83 upcharge per carton)  <b>N   .</b>	Select Laminate Color G4 Beige CC Harvest DD Natural Maple G1 White  <b>G   4   .</b>	Select Edge Color P Black  <b>P   .</b>	Select Frame Color S Charcoal T1 Platinum  <b>S  </b>

Icon Legend on page 11

- ▶ **NEW!** Under Desk Top Storage Box. Available June 2011.
- ▶ Hard Plastic Top Desk is constructed of 5/8" thick hard plastic.
- ▶ Hard Plastic desk tops include pencil groove on 18" x 24" and 20" x 26" desks.
- ▶ Laminate tops do not include pencil groove.
- ▶ Laminate Desk Top constructed of 3/4" thick particleboard, high pressure laminate top.
- ▶ Laminate desktop underside sealed with a paper backer.
- ▶ SecurEdge for superior durability. Tamper and moisture resistant.
- ▶ All desks ship partially assembled with lower chrome legs unattached for easy field installation.
- ▶ Standard Nylon Swivel Glide.
- ▶ All 20" x 26" desktops are pre-drilled to accept HCLA45 (plastic) and HCLA50 (wire) book boxes.
- ▶ HCLA45 Book Box may be ordered as an accessory for field installation or specified as a factory installed item.
- ▶ HEA-UBBP Book Box may be ordered as an accessory for field installation or specified as a factory installed item on 18" x 24" desk models only.
- ▶ 18" x 24" desk models do not accept book box models HCLA45, HCLA50 or HLDA15.
- ▶ All tops are pre-drilled to accept back pack hooks (HCLA65). Field installed only.
- ▶ **Field installed felt glide caps (HGDK3-F) are recommended for use on VCT flooring.**



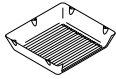
Description	Model	Ship Weight	Cube	Per Carton List	Single Unit List
<b>4-LEG DESKS</b>					
<b>Adjustable Height 23"-33"</b>					
<b>Hard Plastic Desk Top</b>					
24"W x 18"D	<b>HE4A-1824M</b>	46	8.7	\$ 358	\$ 179.00
26"W x 20"D	<b>HE4A-2026M</b>	52	10.1	\$ 369	\$ 184.50

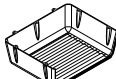


<b>4-LEG DESKS</b>					
<b>Adjustable Height 23"-33"</b>					
<b>Laminate Desk Top with SecurEdge</b>					
24"W x 18"D	<b>HE4A-1824L</b>	46	8.7	\$ 275	\$ 137.50
26"W x 20"D	<b>HE4A-2026L</b>	52	10.1	\$ 285	\$ 142.50



**Enable™ 4-Leg Desks are ordered and shipped two (2) desks per carton. Pricing shown is per carton. Each set of two desks (one carton), must have the same plastic color combination. Ordering 2 of Model HE4A-1824M will result in 2 cartons being shipped, giving you 4 desks.**

	Under Desk Top Storage Box (4 per carton)				
	19"W x 17 1/2"D x 4 1/2"H	<b>HCLA45 E</b> ◆A	24	1.4	\$ 152 \$ 38.00
NOTES: Assembly: attaches to bottom of desk top with (5) screws included. ▲ <b>Clear frosted plastic, no specification color code required.</b> ▲ <b>Use with 20" x 26" Enable models only.</b> ▲ <b>Also for use with models HCL30, HCL40, HCL71, HCL4DH, HCL4DM, HCL4DMPB.</b> ▲ <b>This model specified for field installation only.</b>					

	Under Desk Top Storage Box (4 per carton)				
	17 1/8"W x 13 1/4"D x 5 1/2"H	<b>HEA-UBBP E</b> ◆A	11	2.9	\$ 152 \$ 38.00
▲ <b>Clear frosted plastic, no specification color code required.</b> ▲ <b>Use with 18" x 24" Enable models only.</b> ▲ <b>This model specified for field installation only.</b>					

GSA contract pending

**NEW!**

How to specify	1st Option	2nd Option	3rd Option	
<b>Hard Plastic Tops</b>	<b>Select Model Number from above</b>  <b>H   E   4   A   -   2   0   2   6   M   .</b>	<b>Select Book Box Option</b> <b>N</b> No book box <b>B</b> Book box (\$83 upcharge per carton)  <b>B   .</b>	<b>Select Top Color</b> <b>Hard Plastic Options</b> <b>G4</b> Beige <b>CC</b> Harvest <b>DD</b> Natural Maple <b>G1</b> White  <b>G   4   .</b>	<b>Select Frame Color</b> <b>S</b> Charcoal <b>T1</b> Platinum  <b>S  </b>

How to specify	1st Option	2nd Option	3rd Option	4th Option	
<b>Laminate with SecurEdge Tops</b>	<b>Select Model Number from above</b>  <b>H   E   4   A   -   1   8   2   4   L   .</b>	<b>Select Book Box Option</b> <b>N</b> No book box <b>B</b> Book box (\$83 upcharge per carton)  <b>N   .</b>	<b>Select Laminate Color</b> <b>G4</b> Beige <b>CC</b> Harvest <b>DD</b> Natural Maple <b>G1</b> White  <b>G   4   .</b>	<b>Select Edge Color</b> <b>P</b> Black  <b>P   .</b>	<b>Select Frame Color</b> <b>S</b> Charcoal <b>T1</b> Platinum  <b>S  </b>

# Proficiency® 4-Leg Desks

GSA SIN 71-302



- ▶ Desktop constructed of hard plastic, includes pencil groove.
- ▶ Tubular steel frame for superior strength.
- ▶ Ship standard with nylon swivel glides.
- ▶ Desks ship set at lowest height of 22".
- ▶ Frame height adjusts from 22" to 32".
- ▶ Lower leg finish is chrome.
- ▶ Hard Plastic Desk Top models to be used with Proficiency® Chairs on page 707.
- ▶ Accepts optional Under Desk Top Book Basket. See all accessories page 708.

⚠ **Field installed felt glide caps (HGDK3-F) are recommended for use on VCT flooring. See page 709.**



HCL4DM

Description	Model	Ship Weight	Cube	Per Carton List
<b>4-LEG DESKS</b> 26 <sup>11</sup> / <sub>16</sub> "W x 20 <sup>11</sup> / <sub>16</sub> "D <b>Adjustable Height</b> 22"-32" Hard Plastic Desk Top 26"W x 20"D	<b>HCL4DMPB</b>	62	5.8	\$ 443 (reference single unit @ \$221.50)

**SPECIFICATION TIP:** Consider available kneespace when specifying under desk storage accessories (HCLA45, HCLA50) for Accomplish and Proficiency adjustable desk models. Available kneespace will vary significantly, given set desk height and model of under-desk basket. Use the following example to easily calculate the available and usable kneespace.

**EXAMPLE:** HCL4MPB Proficiency Desk, HH1018 Proficiency Chair, HCLA50 Wire Basket.  
 (user set desk height – top thickness – seat height = available kneespace)  
 (29"H – 1" thickness – 18" seat height = 10" available kneespace)  
 (available kneespace – book basket/box height = usable kneespace)  
 (10" available kneespace – 5" basket height = 5" usable kneespace)

**Proficiency® 4-Leg Desks are ordered and shipped two (2) desks per carton. Pricing shown is per carton. Each set of two desks (one carton), must have the same plastic color combination. Ordering 2 of Model HCL4DMPB will result in 2 cartons being shipped, giving you 4 desks.**

**NOTE: See pages 708-709 for Accessories.**

How to specify	Select Model Number from above	1st Option Select Glide Option	2nd Option Select Top Color	3rd Option Select Frame Color
<b>Packaging Quantity</b> B = 2/Carton <b>Frame Material</b> P = Painted <b>Top Material</b> M = Hard Plastic	H C L 4 D M P B .	E Hard Surface (no upcharge)	<b>Hard Plastic Options</b> G4 Beige CC Harvest DD Natural Maple G1 White	S Charcoal C Titanium
		E .	G 4 .	C

Icon Legend on page 11





► Use Proficiency® 4-Leg Chairs. Chairs with Proficiency® 4-Leg Desks on page 706.


► Proficiency chairs stack 5-high on floor.  
► Ship standard with nylon swivel glides.

► Use Universal 4-Leg Chair cart model HU-Cart on page 708.  
► Shipped fully assembled.

⚠ **Field installed felt glide caps (HGDK3-F) are recommended for use on VCT flooring. See page 709.**



Model/Description	Depth	Width	Height	Ship Weight	Cube	Per Carton List
 <b>HH1012</b> 12' H Shell Chair, Four leg base, Armless	Maximum	17 <sup>3</sup> / <sub>4</sub>	16	20 <sup>3</sup> / <sub>4</sub>	32 [S] 6.7	Painted \$ 242 (reference single unit @ \$60.50)  Chrome \$ 242 (reference single unit @ \$60.50)
	Seat	10 <sup>7</sup> / <sub>8</sub>	12 <sup>3</sup> / <sub>4</sub>			
	Back		9 <sup>1</sup> / <sub>2</sub>	8 <sup>3</sup> / <sub>4</sub>		
	Seat to Floor			12		
	Usable Seat Depth	10 <sup>7</sup> / <sub>8</sub>				
 <b>HH1014</b> 14' H Shell Chair, Four leg base, Armless	Maximum	17 <sup>3</sup> / <sub>4</sub>	16	22 <sup>3</sup> / <sub>4</sub>	35 [S] 6.7	Painted \$ 251 (reference single unit @ \$62.75)  Chrome \$ 251 (reference single unit @ \$62.75)
	Seat	10 <sup>7</sup> / <sub>8</sub>	12 <sup>3</sup> / <sub>4</sub>			
	Back		9 <sup>1</sup> / <sub>2</sub>	8 <sup>3</sup> / <sub>4</sub>		
	Seat to Floor			14		
	Usable Seat Depth	10 <sup>7</sup> / <sub>8</sub>				
 <b>HH1016</b> 16' H Shell Chair, Four leg base, Armless	Maximum	19 <sup>3</sup> / <sub>8</sub>	17 <sup>1</sup> / <sub>2</sub>	26 <sup>1</sup> / <sub>8</sub>	39 [S] 8.8	Painted \$ 292 (reference single unit @ \$73.00)  Chrome \$ 292 (reference single unit @ \$73.00)
	Seat	12 <sup>3</sup> / <sub>8</sub>	14 <sup>3</sup> / <sub>4</sub>			
	Back		10 <sup>7</sup> / <sub>8</sub>	10 <sup>1</sup> / <sub>8</sub>		
	Seat to Floor			16		
	Usable Seat Depth	12 <sup>3</sup> / <sub>8</sub>				
 <b>HH1018</b> 18' H Shell Chair, Four leg base, Armless	Maximum	21 <sup>1</sup> / <sub>8</sub>	19 <sup>1</sup> / <sub>2</sub>	29 <sup>3</sup> / <sub>8</sub>	47 [S] 10.9	Painted \$ 325 (reference single unit @ \$81.25)  Chrome \$ 325 (reference single unit @ \$81.25)
	Seat	14	16 <sup>3</sup> / <sub>8</sub>			
	Back		12 <sup>1</sup> / <sub>4</sub>	11 <sup>3</sup> / <sub>8</sub>		
	Seat to Floor			18		
	Usable Seat Depth	14				

 **Proficiency® 4-Leg Chairs are ordered and shipped four (4) chairs per carton. Pricing shown is per carton. Each set of four chairs (one carton), must have the same shell/frame color combination. Ordering 2 of Model HH1012, HH1014, HH1016, HH1018 will result in 2 cartons being shipped, giving you 8 chairs.**

How to specify	1st Option	2nd Option
<b>Select Model Number from above</b>  H   H   1   0   1   2   .	<b>Select Shell Color</b> 83 Blue Violet 65 Garnet 98 Green 11 Lava 91 Navy 40 Red 1   1   .	<b>Select Frame Color</b> T Black Y Chrome C Titanium C

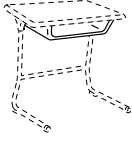

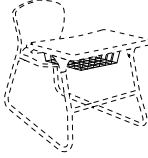
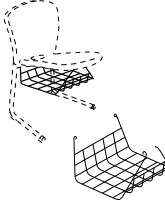
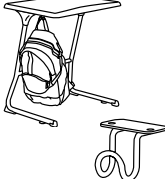
# Accomplish®/Proficiency® Student Desk Accessories

GSA SIN 71-302



- ▶ All attachment hardware included.
- ▶ Under Desk Storage Box is made of durable clear frosted plastic.
- ▶ Under Desk Top Book Basket, Under-Seat Book Storage and the Back Pack Hook are available in Chrome finish only.
- ▶ Under seat book storage unit attaches without screws.
- ▶ Universal 4-Leg Chair Cart holds 8 Proficiency 4-Leg Chairs, 16 stacked Accomplish 4-leg chairs and 8 Accomplish cantilever chairs.



	Description	Model	Ship Weight	Cube	List
	<b>Under Desk Top Storage Box (4 per carton)</b> 19" W x 17½" D x 4½" H  NOTES: Assembly: attaches to bottom of desk top with (5) screws included. ▲ <b>For use with models HCL30, HCL40, HCL71, HCL4DH, HCL4DM, HCL4DMPB.</b> ▲ <b>Clear frosted plastic finish, no specification color code required.</b>	HCLA45 E♦A	24	1.4	\$ 152 (reference single unit @ \$38.00)
	<b>Under Desk Top Book Basket (4 per carton)</b> 19½" W x 18½" D x 5" H  SPECIFICATION TIP: Consider available kneespace when specifying under desk storage accessories (HCLA45, HCLA50) for Accomplish and Proficiency adjustable desk models. Available kneespace will vary significantly, given set desk height and model of under-desk basket. Use the following example to easily calculate the available and usable kneespace. EXAMPLE: HCL40 Accomplish Desk, HCL18 Accomplish Chair, HCLA50 Wire Basket. (user set desk height – top thickness – seat height = available kneespace) (29" H – 1" thickness – 18" seat height = 10" available kneespace) (available kneespace – book basket/box height = usable kneespace) (10" available kneespace – 5" basket height = 5" usable kneespace)  NOTES: Bent wire construction. Assembly: Attaches to bottom of desk top with (5) screws included. ▲ <b>For use on models HCL30, HCL40, HCL71, HCL4DH, HCL4DM. Ships 4 per carton.</b> ▲ <b>Chrome only. Must specify CHR when ordering.</b> <b>SPECIFYING EXAMPLE: HCLA50.CHR</b> <b>Must be ordered with a configurable end product. If ordered separately, not on GSA Contract.</b>	HCLA50 E♦A	13	2.2	\$ 165 (reference single unit @ \$41.25)
	<b>Under Seat Book Storage (4 per carton)</b> 16" W x 18" D x 10" H  NOTES: Assembly: hangs from chair/seat frame. ▲ <b>For use with models HCL18, HCL71, HCL418, HCLC18, HCL8H, HCL4DM, HCL8M.</b> ▲ <b>Available in Chrome finish only, no specification color code required.</b> <b>Must be ordered with a configurable end product. If ordered separately, not on GSA Contract.</b>	HCLA55 E♦A	13	2.2	\$ 75 (reference single unit @ \$18.75)
	<b>Back Pack Hook (10 per carton)</b>  NOTES: Assembly: attaches to bottom of desk top with (2) screws included. ▲ <b>For use with models HCL30, HCL40, HCL71, HCL4DH, HCL4DM, HCL8H, HCL8M.</b> ▲ <b>Available in Chrome finish only, no specification color code required.</b> <b>Must be ordered with a configurable end product. If ordered separately, not on GSA Contract.</b>	HCLA65 E♦A	10	0.1	\$ 77 (reference single unit @ \$7.70)
	<b>Universal 4-Leg Chair Cart</b> 26" x 26" x 8"  NOTES: Steel frame construction. 4 casters — 2 locking, 2 non-locking. ▲ <b>For use with models HCL14, HCL16, HCL18, HCL412, HCL414, HCL416, HCL418, HFGC1, HFGC2, HH1012, HH1014, HH1016, HH1018, H1081, H1082, H1001, H1002, H4051, H4071, H4073, H4075, H4077.</b> ▲ <b>Black only.</b>	HUCART E♦A	24	2.0	\$ 318

How to specify	Select Model Number from above <b>H   C   L   A   5   0   .</b>	1st Option Select Finish CHR Chrome <b>C   H   R</b>
----------------	--	---

Icon Legend on page 11



► All-Purpose Inserts, Felt Glide Inserts, ► All kits are field installed.  
Glide Housing Retrofit Kit, Glide Kits  
for Accomplish and Proficiency  
models.



	Description	Model	Ship Weight	Cube	List
	<b>All-Purpose Glide Insert Kits</b> <ul style="list-style-type: none"> <li>Replacement All-purpose inserts for use with new glide housings (gray in color) which ship standard on all models produced after 12/17/2007.</li> <li>Kit includes 100 inserts for 25 chairs or desks.</li> <li>Use existing hardware.</li> <li>Inserts held securely in place by screws.</li> <li>Field installed.</li> <li>For models shipped prior to 12/17/2007, which have clear-frosted housings, see model HGHK1 Glide Housing Retro-fit Kit shown below.</li> </ul> <b>⚠ Not designed to be used with HCL71 or 4-Leg models.</b>	<b>HGDK1-E</b>	5.5 [S]	0.4	\$ 145
	<b>Felt Glide Insert Kits</b> <ul style="list-style-type: none"> <li>Recommended for use on VCT flooring.</li> <li>Replacement Felt inserts for use with new glide housings (gray in color) which ship standard on all models produced after 12/17/2007.</li> <li>Kit includes 100 inserts for 25 chairs or desks.</li> <li>Use existing hardware.</li> <li>Inserts held securely in place by screws.</li> <li>Field installed.</li> <li>For models shipped prior to 12/17/2007, which have clear-frosted housings, see model HGHK1 Glide Housing Retro-fit Kit shown below.</li> </ul> <b>⚠ Not designed to be used with HCL71 or 4-Leg models.</b>	<b>HGDK1-F</b>	5.5 [S]	0.4	\$ 292
	<b>Glide Housing Retrofit Kit</b> <ul style="list-style-type: none"> <li>Use to retrofit glide housings (clear frosted) on chairs or desks produced prior to 12/17/2007.</li> <li>Kit includes 100 gray housings for 25 chairs or desks.</li> <li>Includes attachment hardware for housing and inserts.</li> <li>Field installed.</li> </ul> <b>⚠ Insert kit must also be specified and ordered. Models HGDK1-E for All-purpose or HGDK1-F for felt inserts.</b>	<b>HGHK1</b>	7.0 [S]	0.5	\$ 228
	<b>Glide Kit for Accomplish® Dual Entry Combo Desk</b> <ul style="list-style-type: none"> <li>Recommended for use on VCT flooring.</li> <li>Snap-on felt saddle glides easily and securely snap over the tube frame next to the existing glide.</li> <li>Kit includes 100 glides for 25 chairs or desks.</li> <li>Existing glides do not have to be removed.</li> <li>Field installed.</li> <li>For use on all models produced before or after 12/17/2007.</li> </ul> <b>Must be ordered with a configurable end product. If ordered separately, not on GSA Contract.</b>	<b>HGDK2-F</b>	5.0 [S]	0.2	\$ 292
	<b>Glide Kit for 4-Leg Accomplish and Proficiency® Models</b> <ul style="list-style-type: none"> <li>Recommended for use on VCT flooring.</li> <li>Caps easily and securely snap over the existing nylon swivel glide.</li> <li>Kit includes 100 caps for 25 chairs or desks.</li> <li>Field installed.</li> <li>For use on all models produced before or after 12/17/2007.</li> </ul> <b>Must be ordered with a configurable end product. If ordered separately, not on GSA Contract.</b>	<b>HGDK3-F</b>	2.0 [S]	0.2	\$ 101

How to specify

Select Model Number from above  
**H | G | D | K | 1 | - | E**

Icon Legend on page 11

- ▶ Shelves have 1/2" H safety lip. Roll formed shelves for safety.
- ▶ Durable powder coat finish.

**Monitor/Television Carts**

- ▶ Standard with one non-slip rubber mat.
- ◊ 4" stem casters with o-rings for smooth quiet operation: 2-locking swivel, and 2 non-locking swivel.
- ▶ Models HPF42JE and HPF144E are standard with a HPF3E 3-outlet electrical assembly with 20 foot long cord and metal wind bracket. See page 712.

**UL Listed Wide Body Carts**

- ▶ Standard with one non-slip rubber mat.
- ▶ Grommet holes at rear of center and bottom shelves for wire management.
- ◊ 5" stem casters with o-rings for smooth quiet operation: 2-locking swivel, and 2 non-locking swivel.
- ▶ Models HPFUL40 and HPFUL35 meet UL standards for institutional standards for AV carts.

**Overhead/LCD Projector Cart**

- ▶ Drop shelves on both sides of projector well.
- ▶ Projector shelf adjusts from 24" H to 34" H in 1" increments.
- ◊ 4" stem casters with o-rings for smooth quiet operation: 2-locking swivel, and 2 non-locking swivel.

▲ **Black (P) only.**



Description	Model	Ship Weight	Cube	List
-------------	-------	-------------	------	------



HPF42JE

**Monitor/Television Carts, Adjustable, 3 Shelves**

24" W x 18" D x 42" H

**HPF42JE E♦A** 48 8.4 \$ 384

NOTES: Top section can be set at 26", 28", 30", 32", 34", 36", 38", 40" and 42" H. Standard with a HPF3E 3 Outlet UL Listed Electrical Assembly with 20 foot long cord and metal wind bracket. Recommended for use with 17"-20" monitors.

**HPF144 E♦A** 67 7.5 \$ 437



HPF144

32" W x 27" D x 48" H

NOTES: Top shelf can be set at 44", 46" and 48" H. Top shelf measures 32" W x 22" D. Center and bottom shelves measure 32" W x 27" D. Center and bottom shelves are fixed. Space between bottom center and shelf is 20" H. Center shelf is set at 24" H. Grommet hole at rear of top and center shelf for cord management. Recommended for use with up to 27" monitors.



HPF144E

32" W x 27" D x 48" H

**HPF144E E♦A** 70 7.5 \$ 514

NOTES: Top shelf can be set at 44", 46" and 48" H. Standard with a HPF3E 3 Outlet UL Listed Electrical Assembly with 20 foot long cord and metal wind bracket. Top shelf measures 32" W x 22" D. Center and bottom shelves measure 32" W x 27" D. Center and bottom shelves are fixed. Space between bottom and center shelf is 20" H. Center shelf is set at 24" H. Grommet hole at rear of top and center shelf for cord management. Recommended for use with up to 27" monitors.

General Notes for Models HPF42JE, HPF144, HPF144E: Carts are adjustable. adjustment made with 4 hex head screws and lock nuts. Hex wrench provided. 4" stem casters with o-rings for smooth quiet operation: 2 locking swivel and 2 non-locking swivel. Caster weight capacity is 125 lbs per caster.

▲ **Available in Black (P) only.**

**UL Listed Wide Body Carts, Fixed, 3 Shelves**

42" W x 28" D x 44" H

**HPFUL40 E♦A** 85 8.9 \$ 845

NOTES: Top shelf measures 42" W x 25" D. Center and bottom shelves measure 42" W x 28" D. UL Listed for use with up to 40" monitors.

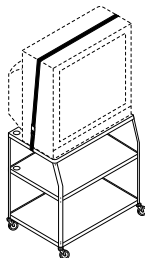
37 3/4" W x 28" D x 44" H

**HPFUL35 E♦A** 81 8.9 \$ 804

NOTES: Top shelf measures 37 3/4" W x 24" D. Center and bottom shelves measure 37 3/4" W x 28" D. UL Listed for use with up to 35" monitors.

General Notes for Models HPFUL40, HPFUL35: Standard with a HPFSB 12 foot long adjustable safety belt which securely fastens monitors and projectors. Grommet hole at rear of top and center shelf for cord management. Top shelf is set at 44" H. Center shelf is set at 28" H. Bottom shelf is set at 6" H. 5" stem casters with o-rings for smooth quiet operation: 2 locking swivel and 2 non-locking swivel. Caster weight capacity is 135 lbs per caster.

▲ **Available in Black (P) only.**



HPFUL40

**Overhead/LCD Projector Cart, Adjustable, 2 Shelves**

44 1/2" W x 20" D x 39" H

**HPOH2939** 51 7.7 \$ 444

NOTES: Folding drop shelves on both sides of projector well. Projector well measures 20 1/2" W x 16" D. Shelves adjust from 24" to 34" in 1" increments. Projector shelf begins 5" below side shelves. Side shelves adjust with leg adjustment from 29" H to 39" H. Side shelves measure 22 1/2" W x 14" D. Bottom shelf and outside edge of projector well measures 22" W x 20" D. When side shelves are lifted up, cart has an overall dimension of 44 1/2" W x 20" D x 29" H. When side shelves are folded down, cart has an overall dimension of 27" W x 20" D x 29" H. 4" stem casters with o-rings for smooth quiet operation: 2 locking swivel and 2 non-locking swivel. Caster weight capacity is 125 lbs per caster.

▲ **Available in Black (P) only.**



**NOTE: See page 712 for Audio Visual Cart Accessories.**

How to specify

**Select Model Number from above**

**H | P | F | 4 | 2 | J | E | .**

1st Option

**Select Paint Color**

**P** Black (only)

**P**

Icon Legend on page 11

**Projection Carts**

- ▶ 3-shelves measure 24''W x 18''D.
- ▶ Middle shelf is 25½''H.

- ▶ 4'' stem casters with o-rings for smooth quiet operation: 2-locking swivel, and 2 non-locking swivel.
- ▶ One 24''W x 18''D non-slip rubber mat.

- ▶ Shelves have ½''H safety lip. Roll formed shelves for safety.
- ▶ Shippable by small package carrier.
- ▶ Durable powder coat finish.
- ▲ **Black (P) only.**

**Monitor/Television Carts**

- ▶ All models include one non-slip rubber mat.
- ▶ Shelves have ½''H safety lip. Roll formed shelves for safety.

- ▶ Durable powder coat finish.
- ▲ **Black (P) only.**



	Description	Model	Ship Weight	Cube	List
	<b>Projection Carts, 3 Shelves</b> 24''W x 18''D x 34''H, Fixed 24''W x 18''D x 42''H, Fixed 24''W x 18''D x 26''-42''H, Adjustable  NOTES: Top section can be set at 26'', 28'', 30'', 32'', 34'', 36'', 38'', 40'' and 42''H. Adjustment made with 4 hex head screws and lock nuts. Hex wrench provided. Caster weight capacity is 500 lbs. ▲ <b>Available in Black (P) only.</b>	<b>HPF34</b> E◆A <b>HPF42</b> E◆A <b>HPF42J</b> E◆A <b>HPF42CJ</b> E◆A	42 [S] 45 [S] 43 [S] 57 [S]	10.3 12.7 8.5 8.5	\$ 305 \$ 335 \$ 329 \$ 525
	24''W x 18''D x 26''-42''H Adjustable, w/storage  NOTES: Top section can be set at 26'', 28'', 30'', 32'', 34'', 36'', 38'', 40'' and 42''H. Adjustment made with 4 hex head screws and lock nuts. Hex wrench provided. Storage cabinet measures 24''W x 18''D x 17¼''H and offers secure steel enclosure with piano hinged locking door. Includes chrome core lock with 2 keys. Carts are keyed alike. Additional core lock with keys available, order Model HPFLK shown on page 712. Keys and lock core are NOT interchangeable with HON Models HF23C and HF23B.  General Notes for Models HPF34, HPF42, HPF42J, HPF42CJ: Recommended for use with 17''-20'' monitors. 4'' stem casters with o-rings for smooth quiet operation: 2 locking swivel and 2 non-locking swivel. Caster weight capacity is 500 lbs. ▲ <b>Available in Black (P) only.</b>				
	<b>Monitor/Television Carts, Adjustable, 3 Shelves</b> 30''W x 25''D x 31''-54''H, 4'' wheels 30''W x 25''D x 31''-54''H, 5'' wheels Includes electrical outlet and cinchable safety belt. 30''W x 25''D x 31''-54''H, 4'' wheels, w/storage  NOTES: Middle shelf is 31''H. Top section can be set at 31'', 36'', 40'', 42'', 46'', 48'', 52'' and 54''H. Adjustment made with 4 hex head screws and lock nuts. Hex wrench provided. Storage cabinet measures 30''W x 25''D x 17''H and offers secure steel enclosure with piano hinged locking door. Includes chrome core lock with 2 keys. Carts are keyed alike. Additional core lock with keys available, order Model HPFLK shown on page 712. Keys and lock core are NOT interchangeable with HON Models HF23C and HF23B. Stem casters with o-rings for smooth quiet operation: 2 locking swivel and 2 non-locking swivel. Recommended for use with 25''-29'' monitors. Caster weight capacity is 500 lbs. ▲ <b>Available in Black (P) only.</b>	<b>HPF54J</b> E◆A <b>HPF54J5</b> E◆A <b>HPF54CJ</b> E◆A	79 72 98	19.8 19.0 19.8	\$ 421 \$ 618 \$ 893
	<b>Large Monitor Cart, 8'' wheels</b> 38''W x 24''D x 44''H  NOTES: 8'' pneumatic wheels have 2 locking swivel and 2 non-swivel (fixed) for cushioned ride and greater maneuverability under heavy loads. Wheels are packed and shipped separately. Recommended for use with up to 38'' monitors. Caster weight capacity is 700 lbs. ▲ <b>Available in Black (P) only.</b>		<b>HPF44M8</b> E◆A (wheels)	72 37 [S]	30.2 1.7
	<b>Large Monitor Cart, 5'' wheels</b> 38''W x 24''D x 41''H  NOTES: Top shelf measures: 38''W x 24''D. Middle and bottom shelves measure: 38''W x 28''D. 5'' stem casters with o-rings for smooth quiet operation: 2 locking swivel and 2 non-locking swivel. Recommended for use with up to 38'' monitors. Caster weight capacity is 700 lbs. ▲ <b>Available in Black (P) only.</b>		<b>HPF41M</b> E◆A	78	30.2 \$ 724

**NOTE: See page 712 for Audio Visual Cart Accessories.**

How to specify	Select Model Number from above <b>H   P   F   3   4   .</b>	1st Option Select Paint Color P Black (only) <b>P  </b>
----------------	--	--

AB1 ▲ E◆A [S] Ⓞ Icon Legend on page 11

**Laptop Storage Cart**

▶ Lockable mobile storage solution for recharging and storing up to 30 laptop computers.


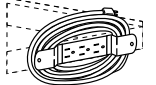
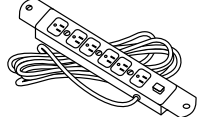
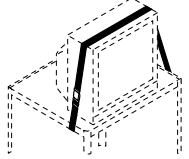

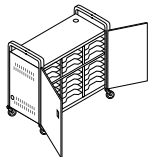
▶ 42" W x 22" D top shelf with 1/2" H safety lip on three sides supports a printer and server device.

▶ Laptop cell partitions can be removed individually for greater storage flexibility.

▶ Rear panel is removable to provide convenient access to electrical compartment.

▶ Durable powder coat finish  
 ▲ **Mist Gray (N1) only.**



	Description	Model	Ship Weight	Cube	List
<b>Accessories</b>					
	17 Outlet Electrical Assembly 39" L x 1 1/2" W x 1 3/8" H  NOTES: UL Listed for laptop recharging. Outlets positioned 2" apart. 15 AMPS, 125 VOLTS. Features a 15 AMP circuit breaker, no on/off switch, no surge protection. Cord is 14/3 SJT, 15 foot long. For use with HPF30LT only. ▲ <b>Housing is Gray (X) only.</b>	HPF17LTE	7.0 [S]	0.5	\$ 452
	3 Outlet Electrical Assembly  NOTES: UL Listed. 20 foot long cord and metal wind bracket easily attaches to all carts. ▲ <b>Available in Black (P) only.</b>	HPF3E	3.0 [S]	0.3	\$ 76
	6 Outlet Surge Suppressor  NOTES: UL Listed. 12 foot long cord and metal wind bracket easily attaches to all carts. ▲ <b>Available in Putty (L) only.</b>	HPF6ES	3.0 [S]	0.3	\$ 169
	12' Long Cinchable Safety Belt 12' Long Ratchet Style Safety Belt  NOTES: Securely fastens monitors and projectors. It is recommended that safety belts be used with all carts. ▲ <b>Available in Black (P) only.</b>	HPFSB HPFRS	1.0 [S] 1.0 [S]	0.1 0.1	\$ 49 \$ 66
	Chrome Removable Lock Core Kit  NOTES: Used on Models: HPF42CJ, HPF54CJ, HPF30LT. Includes: 1-core and 2 keys. Lock core is NOT interchangeable with HON HF23C and HF23B lock kits. <b>Specify: Model Number.X — Example: HPFLK.X</b>	HPFLK	0.1 [S]	0.1	\$ 32
	Laptop Storage Lockable 30 Station Cart 44" W x 22" D x 42" H  NOTES: Ships partially assembled for convenience. Includes chrome core lock with 2 keys. Carts are keyed alike. Additional core lock with keys available, order Model HPFLK shown above. Keys and lock core are NOT interchangeable with HON Models HF23C and HF23B. 5" stem casters with o-rings for smooth quiet operation: 2 locking swivel and 2 non-locking swivel. Top and side panels are slotted for additional ventilation. Laptop compartment measures: 13" W x 14" D x 2 3/4" H. Doors open 270°. Caster weight capacity is 700 lbs. ▲ <b>Available in Mist Gray (N1) only.</b>	HPF30LT E♦A	246.0	16.2	\$1932

**NOTE: See pages 710 and 711 for Audio Visual Carts.**

How to specify

Select Model Number from above  
**H | P | F | 1 | 7 | L | T | E**

Icon Legend on page 11

index accessories tables seating storage & files workstations deskings education

- ▶ Screens are a matte white seamless surface on flame retardant and mildew resistant fabric.
- ▶ All models ship fully assembled.
- ▶ Screen surfaces can be cleaned with a mild soap and water solution and a lint free cloth.

- ▶ Black masking borders are standard on all models except Economy Series. Borders enhance the perceived brightness of an image on the screen.

**Economy**

- ▶ Fabric is mounted with a camlock roller system so fabric can be easily replaced.
- ▶ Includes attached wall brackets.

**Spring Roller-type**

- ▶ Octagonal steel case with flat back design with baked enamel finish.
- ▶ Case is fitted with end caps concealing roller ends with integral bearing surface to support roller.

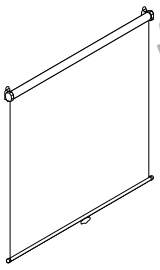
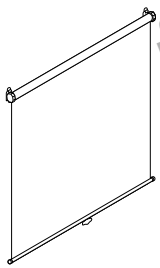
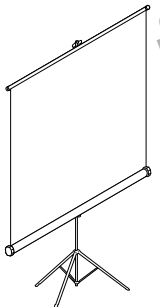
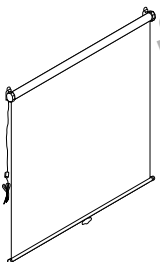
**Portable Tripod**

- ▶ Keystone eliminator tilts the screen removing any light reflection.
- ▶ Tripod legs are constructed of 18 gauge steel equipped with plastic shoes and attached to upright by one-piece hooded steel leg bracket.

**Electric**

- ▶ Specially designed motor inside roller is three wire with ground, quick reverse and maintenance free sealed motor.
- ▶ 120V (60 HZ) 1.2 AMP motor is UL and CSA Listed.
- ▶ **All models covered by HON Limited 5-year Warranty.**



Description	Model	Ship		List
		Weight	Cube	
 <p><b>Wall/Ceiling Mounted Economy Models</b></p> <ul style="list-style-type: none"> <li>• Screen encased in an octagon steel case with flat back design, baked enamel finish and fitted with heavy duty plastic end caps with nylon bearing surface to support roller.</li> <li>• End caps include brackets for wall mounting; slotted screwholes for wall and powder coated D-rings for ceiling mounting. Distance between hanger eyes: 72<sup>5</sup>/<sub>8</sub>"W.</li> <li>• Screen size: 70"W x 70"H.</li> <li>• Octagon case size: 73<sup>3</sup>/<sub>8</sub>"W x 2<sup>3</sup>/<sub>4</sub>"D x 2<sup>3</sup>/<sub>4</sub>"H.</li> <li>• Painted Black, no finish designator required.</li> </ul>	<b>HMSE70</b>	15	0.9	\$ 210
	<ul style="list-style-type: none"> <li>• Screen encased in an octagon steel case with flat back design, baked enamel finish and fitted with heavy duty plastic end caps with nylon bearing surface to support roller.</li> <li>• End caps include brackets for wall mounting; slotted screwholes for wall and powder coated D-rings for ceiling mounting. Distance between hanger eyes: 62<sup>5</sup>/<sub>8</sub>"W.</li> <li>• Screen size: 60"W x 60"H.</li> <li>• Octagon case size: 63<sup>3</sup>/<sub>8</sub>"W x 2<sup>3</sup>/<sub>4</sub>"D x 2<sup>3</sup>/<sub>4</sub>"H.</li> <li>• Painted Black, no finish designator required.</li> </ul>	<b>HMSE60</b>	13	0.8
 <p><b>Wall/Ceiling Mounted Spring Roller-type Models</b></p> <ul style="list-style-type: none"> <li>• Integral brackets for wall mounting; slotted screw holes for wall and powder coated D-rings for ceiling mounting. Distance between hanger eyes: 72<sup>5</sup>/<sub>8</sub>"W.</li> <li>• Screen size: 70"W x 70"H.</li> <li>• Octagon case size: 73<sup>3</sup>/<sub>8</sub>"W x 2<sup>3</sup>/<sub>4</sub>"D x 2<sup>3</sup>/<sub>4</sub>"H.</li> <li>• Painted Black, no finish designator required.</li> </ul>	<b>HMSB70</b>	17	0.9	\$ 260
	<ul style="list-style-type: none"> <li>• Integral brackets for wall mounting; slotted screw holes for wall and powder coated D-rings for ceiling mounting. Distance between hanger eyes: 62<sup>5</sup>/<sub>8</sub>"W.</li> <li>• Screen size: 60"W x 60"H.</li> <li>• Octagon case size: 63<sup>3</sup>/<sub>8</sub>"W x 2<sup>3</sup>/<sub>4</sub>"D x 2<sup>3</sup>/<sub>4</sub>"H.</li> <li>• Painted Black, no finish designator required.</li> </ul>	<b>HMSB60</b>	14	0.8
 <p><b>Portable Tripod Projection Screens with Keystone Eliminator</b></p> <ul style="list-style-type: none"> <li>• A keystone eliminator tilts the screen, removing any light reflection.</li> <li>• Tripod legs, automatic leg lock fastens all three legs and can be released by a push-button.</li> <li>• Positive stops in all positions of extension tube is provided by a plunger lock.</li> <li>• Painted Black, no finish designator required.</li> </ul>	<b>HMST70</b>	26	2.4	\$ 381
	<b>HMST60</b>	23	2.1	\$ 297
	<b>HMST50</b>	18	1.9	\$ 270
	<p><b>Screen Size:</b></p> <p><b>Case Size:</b></p> <p><b>Adjustment from Floor:</b></p> <p>Bottom of Screen in Lowest Position: 21<sup>1</sup>/<sub>2</sub>"H</p> <p>Top of Screen in Lowest Position: 91"H</p> <p>Top of Screen in Highest Position: 116"H</p>	<p><b>HMST70</b></p> <p>70"W x 70"H</p> <p>77<sup>1</sup>/<sub>4</sub>"W x 3<sup>1</sup>/<sub>4</sub>"D x 6<sup>1</sup>/<sub>2</sub>"H</p>	<p><b>HMST60</b></p> <p>60"W x 60"H</p> <p>67<sup>1</sup>/<sub>2</sub>"W x 3<sup>1</sup>/<sub>4</sub>"D x 6<sup>1</sup>/<sub>2</sub>"H</p>	<p><b>HMST50</b></p> <p>50"W x 50"H</p> <p>57"W x 3<sup>1</sup>/<sub>4</sub>"D x 6<sup>1</sup>/<sub>2</sub>"H</p>
 <p><b>Wall/Ceiling Mounted Electric Projection Screen</b></p> <ul style="list-style-type: none"> <li>• Specifically designed motor mounted inside roller includes quick reverse and oiled for life.</li> <li>• 120V (60HZ) 1.2 AMP motor has automatic thermal overload cut-out, integral gears, capacitor and an electric brake to prevent coasting.</li> <li>• Preset, but adjustable limit switches to automatically stop picture surface in "up" or "down" positions.</li> <li>• Complete with 3 foot control cable to operating switch built into line and 6 foot power cable (2 wire plus ground) from switch to 3-prong plug.</li> <li>• UL and CSA Listed.</li> <li>• Screen size: 70"W x 70"H.</li> <li>• Case size: 78<sup>7</sup>/<sub>8</sub>"W with 78<sup>7</sup>/<sub>8</sub>" space between hanger eyes.</li> <li>• Painted Black, no finish designator required.</li> </ul>	<b>HMSP70</b>	24	1.1	\$1412

How to specify

**Select Model Number from above**

No finish designator required

**H | M | S | E | 7 | 0 | . | X**

Icon Legend on page 11

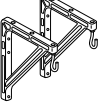

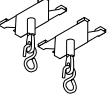

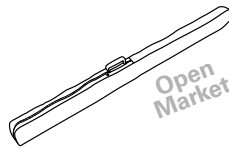
# Projection Screens

Not on GSA Contract



- ▶ Wall bracket models HMSA11 and HMSA6 allow screens to be extended from wall 11" and 6" respectfully.
  - ▶ T-bar clips allow screens to be attached to drop ceilings.
  - ▶ Pull rod allows easy access to screen when mounted out of reach. Can also be used as a pointer.
  - ▶ Black nylon zippered carrying cases available for models HMST70, HMST60 and HMST50.
- ▶ All models covered by HON Limited 5-year Warranty.**



Description		Model	Ship Weight	Cube	List
 <i>HMSA11</i>  <i>HMSA6</i>	<p><b>Open Market</b></p> <p><b>Wall Brackets</b></p> <ul style="list-style-type: none"> <li>For use with models HMSE70, HMSE60, HMSB70, HMSB60 and HMSP70.</li> <li>Bracket utilizes J-hook to connect to D-rings on screens.</li> <li>Mounts to wall with 2 screws (not provided).</li> <li>Ships fully assembled.</li> <li>Sold in pairs. Quantity (2) per order.</li> <li>Painted Black, no finish designator required.</li> </ul>	<b>HMSA11</b>	3	0.3	\$ 66
		<b>HMSA6</b>	1	0.1	\$ 50
 <i>Black only</i>	<p><b>Open Market</b></p> <p><b>T-bar Clips</b></p> <ul style="list-style-type: none"> <li>For use with models HMSE70, HMSE60, HMSB70, HMSB60 and HMSP70.</li> <li>Clip attaches to T-bars utilized in drop ceilings.</li> <li>Consists of clip, adaptor and S-hook which connects to screen D-ring.</li> <li>Sold in pairs. Quantity (2) per order.</li> <li>Painted Black, no finish designator required.</li> </ul>	<b>HMSAT</b>	1	0.1	\$ 32
 <i>Zinc plated with Black handle grip</i>	<p><b>Open Market</b></p> <p><b>Pull Rod</b></p> <ul style="list-style-type: none"> <li>For use with models HMSE70, HMSE60, HMSB70 and HMSB60.</li> <li>Zinc plated steel rod with Black plastic handle grip allows easy access to screen when mounted out of reach.</li> <li>Can also be used as a pointer.</li> <li>Painted Black, no finish designator required.</li> </ul>	<b>HMSAR</b>	1	0.1	\$ 43
 <i>Black only</i>	<p><b>Open Market</b></p> <p><b>Zippered Nylon Carrying Case</b></p> <ul style="list-style-type: none"> <li>For use with model HMST70.</li> <li>For use with model HMST60.</li> <li>For use with model HMST50.</li> <li>Black, no finish designator required.</li> </ul>	<b>HMSAC70</b>	1	0.7	\$ 139
		<b>HMSAC60</b>	1	0.7	\$ 133
		<b>HMSAC50</b>	1	0.7	\$ 129

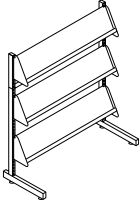
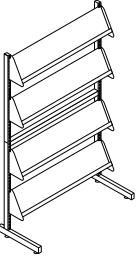
How to specify

**Select Model Number from above**  
 No finish designator required  
**HMSA11.X**

Icon Legend on page 11

- ▶ Open shelf stand allows displayed literature to be seen clearly.
  - ▶ Display shelves can be adjusted vertically to accommodate larger height literature.
  - ▶ Tilted pockets keeps literature in place.
  - ▶ Free-flow shelf pocket holds multi-sized literature up to 1 1/8" thick.
  - ▶ Ships "knocked-down", easy to assemble.
  - ▶ Plastic leveling glides provide 1" adjustability with a base diameter of 1 1/2".
  - ▶ All steel construction for years of dependability.
- △ Available in Putty (L) finish only.



	Description	Model	Ship Weight	Cube	List
 <p style="color: blue; font-weight: bold; transform: rotate(-15deg);">Open Market</p>	Freestanding Floor Literature Display Stand with 3-shelves 37"W x 15"D x 44"H △ Available in Putty (L) only.	<b>HMR33</b> E↕A	71	17.7	\$ 552
 <p style="color: blue; font-weight: bold; transform: rotate(-15deg);">Open Market</p>	Freestanding Floor Literature Display Stand with 4-shelves 37"W x 15"D x 60"H △ Available in Putty (L) only.	<b>HMR44</b> E↕A	87	23.4	\$ 759

How to specify	<p><b>Select Model Number from above</b></p> <p><b>H   M   R   3   3   .</b></p>	<p>1st Option</p> <p><b>Select Paint Color</b></p> <p>L Putty (only)</p> <p><b>L  </b></p>
----------------	--	--




 Icon Legend on page 11

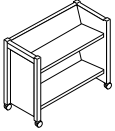
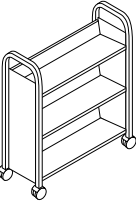
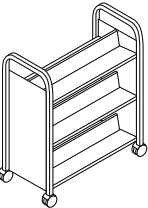
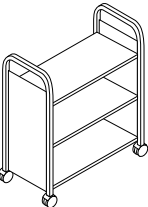
# Utility/Book Trucks

Not on GSA Contract



- ▶ All-welded construction offers added strength for long lasting performance.
  - ▶ 20 gauge steel end panels and shelves. 18 gauge steel frame.
  - ▶ 400 lb. capacity per truck.
  - ▶ Smooth rounded corner handles provide better control.
  - ◊ All models feature dual-wheel casters with soft-tread for quiet operation. Model HBCS2 has 2" diameter casters while all other models have 4" diameter casters.
- △ Available in Putty (L) finish only.



	Description	Model	Ship Weight	Cube	List
 <p><i>Model HBCS2 shown</i></p>	<p><b>Utility/Book Truck</b>                      28" W x 13" D x 22½" H, 2 slanted shelves, single sided                      Shelves measure: 27" W x 9½" D x 6" H                      Distance between shelves: 13½" H                      △ Available in Putty (L) only.</p>	<b>HBCS2 E♦A</b>	27	5.0	\$ 400
 <p><i>Model HBCS3 shown</i></p>	<p><b>Utility/Book Truck</b>                      36" W x 13⅞" D x 42⅞" H, 3 slanted shelves, single sided                      Shelves measure: 34" W x 10⅞" D x 4⅝" H                      Distance between shelves: 13⅞" H                      △ Available in Putty (L) only.</p>	<b>HBCS3 E♦A</b>	60	16.6	\$ 532
 <p><i>Model HBCS6 shown</i></p>	<p><b>Utility/Book Truck</b>                      36" W x 17⅞" D x 42⅞" H, 6 slanted shelves, dual sided                      Shelves measure: 34" W x 7¾" D x 6" H                      Distance between shelves: 12¾" H                      △ Available in Putty (L) only.</p>	<b>HBCS6 E♦A</b>	97	20.8	\$ 627
 <p><i>Model HBCF3 shown</i></p>	<p><b>Utility/Book Truck</b>                      36" W x 18" D x 43" H, 3 flat shelves                      Shelves measure: 34" W x 17⅞" D x 1" H                      Distance between shelves: 12¾" H                      △ Available in Putty (L) only.</p>	<b>HBCF3 E♦A</b>	62	20.8	\$ 614

How to specify	<p>Select Model Number from above</p> <p><b>H   B   C   S   2   .</b></p>	<p>1st Option</p> <p>Select Paint Color</p> <p>L Putty (only)</p> <p><b>L  </b></p>
----------------	---	---

ABJ △ E♦A ◊ Icon Legend on page 11