

# Accessories Ordering Information






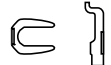


			Veneer Center Drawer Model H90250	Veneer Keyboard Model H90150	Laminate Center Drawers ©	Laminate Vertical Paper Manager (Model HLVP01, HLVP02, HLVP03) ©	Laminate Keyboard Platform Models H4022/HE-022 ©	Metal Center Drawers ©	Corner Sleeve ©	Metal Keyboard Platform ©
<b>VENEERS</b>		<b>CODES</b>								
Woodgrain	Bourbon Cherry	H	•	•						
	Columbian Walnut	Z	•	•						
	Harvest	C	•	•						
	Henna Cherry	J	•	•						
	Mahogany	N	•	•						
	Natural Maple	D	•	•						
	Shaker Cherry	F	•	•						
<b>LAMINATES</b>		<b>CODES</b>								
Core	Bourbon Cherry	H			•	•	•			
	Columbian Walnut	Z			•	•	•			
	Harvest	C			•	•	•			
	Henna Cherry	J			•	•	•			
	Mahogany	N			•	•	•			
	Natural Maple	D			•	•	•			
	Shaker Cherry	F			•	•	•			
Solid	Black	P			•	•	•			
	Charcoal	S			•	•	•			
	Light Gray	Q					•			
	Whitestone	K4					•			
Patterned	Carbon Mesh	A7					•			
	Sheer Mesh	A5					•			
	Silver Mesh	B9					•			
	Steel Mesh	A9					•			
	Taupe Mesh	A8					•			
	Canyon Zephyr	K9					•			
	Cloud Zephyr	K7					•			
	Desert Zephyr	K8					•			
	Morro Zephyr	L9					•			
	Shadow Zephyr	K1					•			
	Gray	G2					•			
	Grey Tigris	L6					•			
White	G1					•				
<b>PAINTS</b>		<b>CODES</b>								
Core	Black	P						•	•	•
	Carob	T8						•	•	•
	Charcoal	S						•	•	•
	Greige	T5						•	•	•
	Light Gray	Q						•	•	•
	Muslin	T3						•	•	•
	Putty	L						•	•	•
Taupe	E						•	•	•	
Choice/ Metals	Champagne Metallic	T4						•	•	•
	Platinum Metallic	T1						•	•	•

Icon Legend on page 11 ©

- ▶ HON "One Key" interchangeable core removable locks are standard on most HON products. Look for the HON "One Key" icon.
- ▶ Keyed alike cores are listed below.
- ▶ If key number is not specified, number will be at random.
- ▶ For keyed alike locks:
  - Order standard product which will be shipped with factory installed locks and random numbered cores or omit lock option where offered.
  - Order the appropriate quantity of like numbered cores required for each workstation or keyed area.
  - Simply replace the factory installed cores with the replacement cores after product has been installed.
- ▶ To install new core:
  - Lock must be in the unlocked position.
  - Insert core removal key and pull core straight out.
  - Insert new core with core removal key, hold core into lock and withdraw core removal key.
  - Retain original core for future use.
- ▶ To provide normal lead times, key numbers cannot be specified on HON products at time of order. This also eliminates need for tagging and tracking each product's lock number during installation.
- ▶ Black removable lock core kit used on laminate casegoods.
- ▶ Chrome removable lock core kit used on metal casegoods.
- ▶ Removable lock core kit for all Arrive and Pennsylvania Avenue products; for Announce and Park Avenue Veneer products manufactured after November 2009 — see model HF27 on page 77.



Description		Model	Ship Weight	Cube	List
 <b>SIN 711-2</b>	<b>Chrome Removable Lock Core Kit (for metal casegoods)</b> Specify quantity of each key number from 101E-225E. Includes: 1-core, 2-keys, 1-core removal tool and instructions. <b>Use when specifying omit lock application.</b> NOTES: If key number isn't specified, number will be at random. Core matches manufactured lock on metal casegoods product but can be used with veneer and laminate product.	<b>HF23C</b>	0.1 [S]	0.1	\$ 26
	<i>GSA — Above model receives Vertical, Lateral &amp; Shelf Filing discounting.</i>				
 <b>SIN 711-2</b>	<b>Black Removable Lock Core Kit (for laminate products)</b> Specify quantity of each key number from 101E-225E. Includes: 1-core, 2-keys, 1-core removal tool, and instructions. NOTES: If key number isn't specified, number will be at random. Core matches manufactured lock on Announce or Park Avenue Veneer products manufactured prior to December 2009 and laminate product but can be used with metal casegoods product.	<b>HF23B</b>	0.1 [S]	0.1	\$ 24
	<i>GSA — Above model receives Steel Desking discounting.</i>				
 <b>SIN 711-8</b>	<b>Removable Lock Core Kit</b> For all Arrive and Pennsylvania Avenue products; for Announce and Park Avenue Veneer products manufactured after November 2009. Specify quantity of each key number from 101E-225E. Includes: 1-core, 2-keys, 1-core removable tool, adapter and instructions. (Note: For Master Keys use model HF22.) Available in Black (P) or Matte Chrome (Z9). NOTES: If key number isn't specified, number will be at random.	<b>HF27</b>	0.1 [S]	0.1	\$ 24
	<i>GSA — Above model receives Vertical, Lateral &amp; Shelf Filing discounting.</i>				
 <b>SIN 711-3</b>	<b>Master Key (one key)</b> Will open all HON product with HON "One Key" interchangeable core removable locks. Available to authorized dealers only. Will open HF23B, HF23C and HF24 locks numbered 101E-225E. Will open old HON style MB series locks.	<b>HF22</b>	0.1 [S]	0.1	\$ 15
	<i>GSA — Above model receives Vertical, Lateral &amp; Shelf Filing discounting.</i>				
  <b>SIN 711-3</b> <b>SIN 711-2</b> <b>for HF24</b>	<b>Chrome Core Removable Lock Kit for Vertical Files</b> Field Installable. Specify key number from 101E-225E. Includes: 1-lock with core, 2-keys and attaching linkage. NOTES: If key number isn't specified, number will be at random.	<b>HF24</b>	0.2 [S]	0.2	\$ 34
	<b>Bulk Package</b> 6 HF24 Lock Kits (Individually shrink wrapped)	<b>HF246</b>	1.2 [S]	0.2	\$ 178
	25 HF24 Lock Kits (Individually shrink wrapped)	<b>HF2425</b>	6.3 [S]	0.5	\$ 714
	50 HF24 Lock Kits (Individually shrink wrapped)	<b>HF2450</b>	12.5 [S]	0.9	\$1338
	50 HF24 Lock Kits (Components parts in bag)	<b>HF2451</b>	12.5 [S]	0.9	\$1109
<i>GSA — Above models receive Vertical, Lateral &amp; Shelf Filing discounting.</i>					




**HOW TO ORDER CORE REMOVABLE LOCK KITS:**

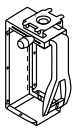
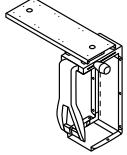



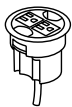
Specify: Model Number.X  
 Key Number  
 Examples: HF23C.X121E  
 HF23C.X (Key number not specified)  
 NOTES: Key orders without numbers specified will be keyed at random.  
 Numbers 101E-225E are available.

**SAMPLE ORDER:**

Quantity	Model	Key Code
6	HF23C.	X121E
4	HF23B.	X121E
5	HF24.	X121E
1	HF22.	X
2	HF24.	X

 <b>SIN 711-2</b>	<b>Omit Lock Core (Deduct \$14)</b> • The factory will omit lock cores. • Removable lock core kits with specific key number must be ordered to facilitate keying alike in the field. • For specific models, look for the Omit Lock Core icon throughout this publication.	<b>HF23C</b>	0.1 [S]	0.1	\$ 26
---	--	--------------	---------	-----	-------

*GSA — Above models receive Vertical, Lateral & Shelf Filing discounting.*

	Description	Model	Ship Weight	Cube	List
  Black only <b>SIN 711-1, 711-2</b>	<b>CPU Holders</b> <ul style="list-style-type: none"> <li>Vertically mounts to underside of worksurface at end panel.</li> <li>Holds tower computers or desktop computers in vertical position.</li> <li>Supports up to 85 lbs.</li> <li>Height adjustable from 15'' to 24'' below worksurface.</li> <li>Width adjustable to accept units from 3'' to 9''W.</li> <li>16 gauge steel construction.</li> <li>Model HCPU2 holds units in fixed position.</li> <li>Model HCPU3 features retractable suspension system.</li> <li>Can be used with 66000 Series training tables, as well as Adjustable Height Training Tables, Simplicity and Initiate Systems.</li> </ul>	<b>HCPU2</b>	7.5	0.5	\$ 139
	<ul style="list-style-type: none"> <li>Model HCPU3</li> </ul>	<b>HCPU3</b>	12.0	0.5	\$ 199
<p><b>▲ Black Finish</b> <span style="float: right;"><i>GSA — Above models receive Initiate Panel System discounting.</i></span></p>					
 Black only	<b>Freestanding Task Light</b> <ul style="list-style-type: none"> <li>Freestanding</li> <li>13 watt compact fluorescent bulb.</li> <li>Detachable plug in ballast.</li> <li>Four adjustment points.</li> <li>27'' of horizontal reach.</li> </ul>	<b>HH8284I</b>	13.0	1.4	\$ 372
<p><b>▲ Available in Black only. Color does not need to be specified.</b> <span style="float: right;"><i>GSA — Above model receives Initiate Panel System discounting.</i></span></p>					
 Black only <b>SIN 711-8</b>	<b>Field Installable Grommet</b> <ul style="list-style-type: none"> <li>Intended for use in tops and end panels to route/hide cords and in modesty panels to facilitate reaching wall electrical outlets.</li> <li>Grommet is field installable.</li> <li>Requires a 2½'' diameter hole saw and drill for installation (not included).</li> <li>Grommet shape is round.</li> <li>Includes grommet cap and sleeve.</li> <li>Grommet cap measures 3'' diameter and includes a ¾'' diameter cord access hole.</li> <li>Grommet sleeve measures 2½'' O.D. x ¾'' thick.</li> <li>Includes instructions to locate grommet position for desks, credenzas, returns and bridges.</li> </ul>	<b>HFLDGRMT</b>	0.1	0.01	\$ 24
<p><b>▲ Black Finish</b> <span style="float: right;"><i>GSA — Above model receives Wood Casegoods Furniture discounting.</i></span></p> <p>NOTES: Grommet is specifically designed for use with the following HON Wood Laminate Desk Series only: Park Avenue Collection® Laminate, Valido®, Attune™, 10700 and 10500 Series.</p> <p><b>▲ The grommet is not designed to be used with the following HON Series: Announce™, Park Avenue Collection® Veneer, Arrive™, Pennsylvania Avenue®, 94000, Perpetual®, 38000, Mentor®, Metro Classic or 34000.</b></p>					
	<b>Field Installable Grommet</b> <ul style="list-style-type: none"> <li>Intended for use in tops and end panels to route/hide cords and in modesty panels to facilitate reaching wall electrical outlets.</li> <li>Black Finish</li> <li>Grommet is field installable.</li> <li>Requires a 3'' diameter hole saw and drill for installation (not included).</li> <li>Grommet shape is round.</li> <li>Includes grommet cap and sleeve.</li> <li>Grommet outside dimensions measures 3½'' diameter and includes two cord access holes.</li> <li>Grommet sleeve measures 3'' O.D. x 1'' thick.</li> <li>Includes instructions to locate grommet position for desks, credenzas, returns and bridges.</li> </ul>	<b>HFLDGRMT3</b>	0.1	0.3	\$ 24
<p><i>GSA — Above model receives Wood Casegoods Furniture discounting.</i></p>					
 <b>SIN 71-302</b>	<b>USB Grommet</b> <ul style="list-style-type: none"> <li>3'' Round</li> <li>Four high-speed USB ports</li> <li>Specify: Black (P) or Matte Chrome (Z9) finish</li> <li>Field installed with Plug-and-play ease</li> </ul>	<b>HGRMTUSB</b>	7.0	0.9	\$ 89
<p><b>Must be ordered with a configurable end product. If ordered separately, not on GSA Contract.</b></p>					
 <b>SIN 71-302</b>	<b>Power Hub, 3'' Grommet Mount</b> <ul style="list-style-type: none"> <li>Fits in 3'' round grommet holes on the following product lines: SmartLink, Huddle, Vicinity, Attune, Arrive, Announce, Park Avenue Veneer, Initiate Worksurfaces, Abound Worksurfaces, Pennsylvania Avenue.</li> <li>Two grounded AC power outlets.</li> <li>Includes 6' cord with three-prong plug.</li> <li>Field installed with Plug-and-play ease.</li> </ul>	<b>HGRMTAC</b>	1.3	0.2	\$ 86
<p><b>▲ Available in black only (no color designation so use .X – Specify: HGRMTAC.X).</b></p>					

How to specify

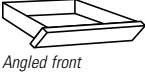

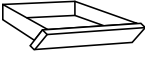


Select Model Number from above

**H | C | P | U | 2**

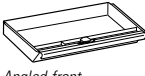

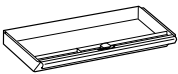

▲ Icon Legend on page 11

- ▶ See specifying information below for Choice/Metallic paint and pages 10 and 393 for Custom paint ordering instructions.
- ▶ Veneer center drawer designed for use with Park Avenue Collection<sup>®</sup>, Announce™ and Arrive™.
- ▶ Laminate center drawers designed for use with Park Avenue Collection<sup>®</sup> Laminate, Valido/11500, Attune™, 10700, 10600, 10500 and 11600 Series.
- ▶ All metal center drawers feature pencil trays with three compartments for storage.
- ▶ All metal center drawers feature core removable locks for greater personal and departmental security.



	Description	Model	Ship		
			Weight	Cube	List
 <i>Angled front</i>	<b>Veneer Center Drawer</b> 24 <sup>5</sup> / <sub>8</sub> "W x 18 <sup>1</sup> / <sub>4</sub> "D x 2 <sup>5</sup> / <sub>8</sub> "H Specify finish. <ul style="list-style-type: none"> <li>• Fits desks, credenzas, bridges and peninsulas.</li> <li>• Includes pencil tray.</li> <li>• Inside drawer dimension: 20<sup>5</sup>/<sub>8</sub>"W x 16"D x 1<sup>1</sup>/<sub>2</sub>"H.</li> </ul>	<b>H90250</b>	10 	1.2	\$ 260
 <i>Angled front</i>	<b>Laminate Center Drawer</b> 22"W x 15 <sup>5</sup> / <sub>8</sub> "D x 2 <sup>1</sup> / <sub>2</sub> "H Specify laminate. 26"W x 15 <sup>5</sup> / <sub>8</sub> "D x 2 <sup>1</sup> / <sub>2</sub> "H Specify laminate. <ul style="list-style-type: none"> <li>• Ball bearing slide suspension.</li> <li>• 12" drawer extension (3/4).</li> <li>• Inside drawer dimension for H1522: 18<sup>7</sup>/<sub>8</sub>"W x 15<sup>1</sup>/<sub>2</sub>"D x 1<sup>1</sup>/<sub>2</sub>"H.</li> <li>• Inside drawer dimension for H1526: 22<sup>7</sup>/<sub>8</sub>"W x 15<sup>1</sup>/<sub>2</sub>"D x 1<sup>1</sup>/<sub>2</sub>"H.</li> <li>• Minimum clearance for mounting H1522: 22<sup>3</sup>/<sub>4</sub>"W x 18<sup>1</sup>/<sub>2</sub>"D (72"W x 36"D, 66"W x 30"D, 60"W x 30"D Double Pedestal Desks, 72"W x 36"D, 66"W x 30"D Single Pedestal Desks, Bullet and P-Shaped Peninsulas, 72"W x 24"D, 66"W x 24"D, 60"W x 24"D Credenza w/Kneespace, 72"W x 24"D, 66"W x 24"D Single Pedestal Credenzas, 48"W x 24"D, 42"W x 24"D Returns)</li> <li>• Minimum clearance for mounting H1526: 27<sup>1</sup>/<sub>4</sub>"W x 18<sup>1</sup>/<sub>2</sub>"D (72"W x 36"D, 66"W x 30"D, 60"W x 30"D Double Pedestal Desks, for 60"W x 30"D Modular Storage Desk Shells with two 15<sup>5</sup>/<sub>8</sub>" Storage Pedestals, use center drawer H1522, 72"W x 24"D, 66"W x 24"D, 60"W x 24"D Credenza w/Kneespace, 48"W x 24"D Return, for 60"W x 30"D Modular Storage Credenza Shells with two 15<sup>5</sup>/<sub>8</sub>" Storage Pedestals, use center drawer H1522)</li> </ul>	<b>H1522</b>	11 	1.1	\$ 144
		<b>H1526</b>	12 	1.2	\$ 156

How to specify	<b>Select Model Number from above</b> <b>H   9   0   2   5   0   .</b>	<b>1st Option</b> <b>Select Finish</b> See page 664 <b>H  </b>
----------------	---	---

	Description	Model	Ship Weight	Cube	List by Paint Grade		
					Core	Choice/Metallics	Custom
 <i>Angled front</i>	<b>Metal Center Drawer w/Lock</b> 19"W x 14 <sup>3</sup> / <sub>4</sub> "D x 3"H Specify paint color. <ul style="list-style-type: none"> <li>• Ball bearing slide suspension.</li> <li>• 12" drawer extension (3/4).</li> <li>• Inside drawer dimension: 19"W x 13"D x 2<sup>3</sup>/<sub>8</sub>"H.</li> <li>• Minimum clearance for mounting: 21<sup>3</sup>/<sub>4</sub>"W x 19<sup>1</sup>/<sub>4</sub>"D.</li> <li>• Core removable lock.</li> </ul>	<b>HD2</b>	9 	1.0	\$ 162	\$ 169	\$ 176
 <i>Angled front</i>	24 <sup>3</sup> / <sub>4</sub> "W x 14 <sup>3</sup> / <sub>4</sub> "D x 3"H Specify paint color. <ul style="list-style-type: none"> <li>• Ball bearing slide suspension.</li> <li>• 12" drawer extension (3/4).</li> <li>• Inside drawer dimension: 24<sup>1</sup>/<sub>2</sub>"W x 13"D x 2<sup>3</sup>/<sub>8</sub>"H.</li> <li>• Minimum clearance for mounting: 27<sup>3</sup>/<sub>8</sub>"W x 19<sup>1</sup>/<sub>4</sub>"D.</li> <li>• Core removable lock.</li> </ul>	<b>HD8</b>	12 	1.2	\$ 162	\$ 169	\$ 176

GSA — Entire page receives Simplicity II Panel System discounting.

How to specify	<b>Select Model Number from above</b> <b>H   D   2   2   .</b>	<b>1st Option</b> <b>Select Paint Color</b> See page 664. Add suffix "2" to Model Number for Metallic. Add suffix "3" to Model Number for Custom. <b>T   1  </b>
----------------	---	---

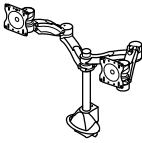
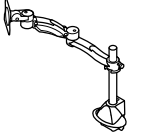
## Optional Accessories — Monitor Arm

GSA SIN 711-1



- ▶ Arms fold back to post to allow more desktop room.
- ▶ Arms feature double extension, allowing 20'' of back and forth movement.
- ▶ Cable management on both pole and arm assemblies.
- ▶ Counterbalance adjustment provides stability for monitors up to 18 lbs per arm.
- ▶ Dual screen models allow screens to be aligned horizontally for optimal ergonomic positioning.



	Description	Model	Ship Weight	Cube	List
	<b>Double Monitor Arm, for dual monitor application</b> <ul style="list-style-type: none"> <li>Model ships with two monitor arms, hardware to attach arm to monitor, mounting pole, and both desk clamp and grommet mount hardware.</li> <li>Spring counterbalance height adjustment allows for 6'' range and fingertip adjustment.</li> <li>Arms also height adjust on pole, providing 8½'' adjustment range.</li> <li>180 degrees of screen tilt forward and back and side to side.</li> <li>Available in Black (P) or Matte Chrome (Z9) (mounting pole is always Stainless Steel).</li> </ul>	<b>HH7920</b>	13.2	1.0	\$ 816
	<b>Single Monitor Arm</b> <ul style="list-style-type: none"> <li>Model ships with one monitor arm, hardware to attach arm to monitor, mounting pole, and both desk clamp and grommet mount hardware.</li> <li>Spring counterbalance height adjustment allows for 6'' range and fingertip adjustment.</li> <li>Arms also height adjust on pole, providing 8½'' adjustment range.</li> <li>180 degrees of screen tilt forward and back and side to side.</li> <li>Available in Black (P) or Matte Chrome (Z9) (mounting pole is always Stainless Steel).</li> </ul>	<b>HH7915</b>	9.5	1.0	\$ 476

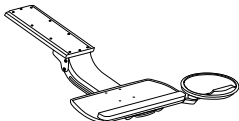

How to specify	<b>Select Model Number from above</b>  <b>H   H   7   9   2   0   .</b>	<b>1st Option</b> <b>Select Color</b> <b>P</b> Black <b>Z9</b> Matte Chrome  <b>P</b>
----------------	---	--

## Optional Accessories — Keyboard Platform

GSA SIN 711-1, 711-2, 711-11

⚠ **Black only finish.**



	Description	Model	Ship Weight	Cube	List
 <i>Black only</i>	<b>Articulating Keyboard Platforms</b> <ul style="list-style-type: none"> <li><b>Samba</b>™ articulating/swiveling keyboard platform, 20''W x 10½''D.</li> <li>30° platform tilt feature with 360° rotation.</li> <li>12'' platform height adjustment allows user to use keyboard sitting or standing. (4½'' below to 7½'' above worksurface level).</li> <li>Simple, one-touch paddle adjusts keyboard height and tilt.</li> <li>Glide suspension standard with extended arm (19'' of in/out adjustment). 24'' track length.</li> <li>18''W gel palm rest on platform with black lycra cover allows left or right-hand mousing.</li> <li>10'' diameter mouse platform tilts/swivels above keyboard (LH or RH field installed).</li> <li>Two small pear-shaped cutouts provide cord management on mouse pad.</li> <li>"Comfort Shield" on underside of keyboard mechanism provides a smooth, snag-free surface preventing interference with knees or clothing.</li> <li>Required mounting clearance: keyboard width (21'' min.) x 24''D.</li> <li>Long travel provides solution for corner workstations.</li> </ul> <p>⚠ <b>Not designed to be used with 24''D credenza or return.</b></p>	<b>H850500</b>	17 	1.5	\$ 478

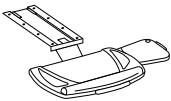
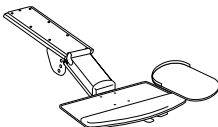
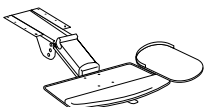
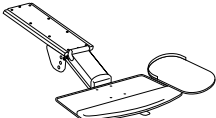
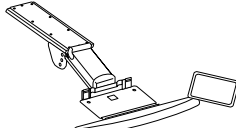
GSA — Above model receives Initiate Panel System discounting.

How to specify	<b>Select Model Number from above</b>  <b>H   8   5   0   5   0   0   .</b>	<b>1st Option</b> <b>Select Color</b> <b>P</b> Black  <b>P</b>
----------------	---	--

   Icon Legend on page 11

▲ Black only finish.



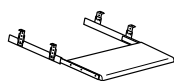
	Description	Model	Ship Weight	Cube	List
 Black only	<b>Articulating Keyboard Platforms</b> <ul style="list-style-type: none"> <li>Fully articulating and swiveling platform style, 21''W x 10½''D with recessed surface.</li> <li>30° platform tilt feature (15° positive and 15° negative tilt), with 360° rotation.</li> <li>Maximum platform height adjustment: 6'' — 1'' above and 5'' below worksurface.</li> <li>Fully retractable, steel ball bearing slide suspension.</li> <li>Keyboard locks into position.</li> <li>Padded palm rest.</li> <li>Sliding 9''W x 9''D mouse tray is LH or RH.</li> <li>Required mounting clearance: keyboard width (21'' min.) x 17''D.</li> <li>12'' travel appropriate for straight worksurface/bridge applications.</li> </ul>	<b>H840000</b>	25	0.6	\$ 382
 Black only	<ul style="list-style-type: none"> <li>Maestro keyboard — glide track.</li> <li>One paddle for height control via spring brake.</li> <li>Standard with arm, platform, mouse and wrist rest.</li> <li>Glide track.</li> <li>Tilt angle adjusts via latch.</li> <li>25° platform tilt feature (10° positive and 15° negative tilt), with 360° rotation.</li> <li>Height adjustment 6'' below worksurface, 1'' above.</li> <li>Tray size: 20¾'' x 11''.</li> <li>Mouse pad size: 9¼'' x 8½''; Left or Right Hand placement option.</li> <li>Overall length: 23½''.</li> <li>Required mounting clearance: keyboard width (21'' min.) x 17''D.</li> <li>12¼'' travel appropriate for straight worksurface/bridge applications.</li> </ul>	<b>HHKB900</b>	20	1.2	\$ 435
 Black only	<ul style="list-style-type: none"> <li>Bravo keyboard — ball bearing.</li> <li>No knobs or levers to adjust height — simply lift, position and release.</li> <li>Standard with arm, platform, mouse and wrist rest.</li> <li>Ball bearing track.</li> <li>25° platform tilt feature (10° positive and 15° negative tilt), with 360° rotation.</li> <li>Height adjustment 8.1'' below worksurface, 0.6'' below.</li> <li>Tray size: 20¾'' x 11''.</li> <li>Mouse pad size: 9¼'' x 8½''; Left or Right Hand placement option.</li> <li>Required mounting clearance: keyboard width (21'' min.) x 21¾''D.</li> <li>17'' travel appropriate for corner worksurface applications deeper than 24''.</li> </ul> <p>▲ <b>Not designed to be used with units with a depth of 24'' or less.</b></p>	<b>HHKB800</b>	23	0.6	\$ 410
 Black only	<ul style="list-style-type: none"> <li>Bravo keyboard — glide track.</li> <li>No knobs or levers to adjust height — simply lift, position and release.</li> <li>Standard with arm, platform, mouse and wrist rest.</li> <li>25° platform tilt feature (10° positive and 15° negative tilt), with 360° rotation.</li> <li>Height adjustment 8.1'' below worksurface, 0.6'' below.</li> <li>Tray size: 20¾'' x 11''.</li> <li>Mouse pad size: 9¼'' x 8½''; Left or Right Hand placement option.</li> <li>Required mounting clearance: keyboard width (21'' min.) x 17''D.</li> <li>12¼'' travel appropriate for straight worksurface/bridge applications.</li> </ul>	<b>HHKB700</b>	18	0.6	\$ 350
 Black only	<ul style="list-style-type: none"> <li>Keyboard with mouse.</li> <li>Knob adjustment.</li> <li>Clamp tray for mouse.</li> <li>30° platform tilt feature (15° positive and 15° negative tilt), with 360° rotation.</li> <li>Height adjustment 6'' below worksurface, 1'' above.</li> <li>Tray size: 20¾'' x 11''.</li> <li>Mouse pad size: 8'' x 8''.</li> <li>Required mounting clearance: keyboard width (21'' min.) x 17''D.</li> <li>12'' travel appropriate for straight worksurface/bridge applications.</li> </ul>	<b>HHKB200</b>	15	0.7	\$ 233

GSA — Entire page receives Initiate Panel System discounting.

How to specify	<b>Select Model Number from above</b> <b>H   8   4   0   0   0   .</b>	<b>1st Option</b> <b>Select Color</b> <b>P</b> Black <b>P</b>
----------------	---	--

Icon Legend on page 11

index accessories education tables seating storage & files workstations desks



**Description**

**Veneer Keyboard Platform**

- Veneer Tray dimensions: 21½"W x 10¼"D x 1⅛" Thick
- Seven height adjustments from 1" to 2⅜" below bottom of worksurface.
  - Ball bearing slide; finger pull under platform.
  - Minimum clearance for mounting: 24½"W x 15⅝"D.
  - Specify finish.

**Model**

**H90150**

**Ship Weight**

11

**Cube**

0.5

**List**

\$ 240

GSA — Above model receives Simplicity II Panel System discounting.

How to specify

**Select Model Number from above**

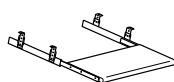
**H 9 0 1 5 0** .

1st Option

**Select Veneer**

See page 664

**H H**



**Description**

**Laminate Keyboard Platform**

- Laminate Tray dimensions: 21½"W x 10"D x 1⅛" Thick
- Minimum clearance for mounting: 22⅞"W x 17"D.
  - Surface can be positioned 2", 2½", 3" or 3½" below bottom of worksurface.
  - Will not fit on a 37" x 24" Corner worksurface.
  - Specify laminate.

**Model**

**H4022**

**Ship Weight**

10

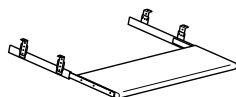
**Cube**

0.6

**List**

\$ 162

GSA — Above model receives Initiate Panel System discounting.



**Laminate Keyboard Platform with Extended Tray**

- Laminate Tray dimensions: 30"W x 10"D x 1⅛" Thick
- Minimum clearance for mounting: 32½"W x 17"D
  - Surface can be positioned 2", 2½", 3" or 3½" below bottom of worksurface.
  - Will not fit on a 37" x 24" Corner worksurface.
  - Ball bearing slide; slide and brackets are Black.

**Model**

**HE4022**

**Ship Weight**

12

**Cube**

0.7

**List**

\$ 219

GSA — Above model receives Initiate Panel System discounting.

How to specify

**Select Model Number from above**

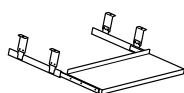
**H 4 0 2 2** .

1st Option

**Select Laminate**

See page 664

**H**



**Description**

**Metal Keyboard Platforms**

- 30"W Metal Keyboard and Mouse Tray.
- Designed to hold keyboards and allow room for mouse pads.
  - Tray dimensions: 30"W x 10"D.
  - Minimum clearance for mounting: 32½"W x 15"D.
  - Surface is positioned 3" below bottom of worksurface.
  - Non-articulating, only movement is front-to-back. Does not tilt or swivel.
  - Specify paint color.

**Model**

**H4028**

**Ship Weight**

11

**Cube**

1.5

**List by Paint Grade**

**Core**

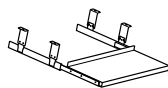
\$ 109

**Choice/ Metallics**

\$ 117

**Custom**

\$ 125



**24"W Metal Keyboard Tray.**

- Designed to hold ONLY keyboards.
- Tray dimensions: 24"W x 10"D.
- Minimum clearance for mounting: 26½"W x 15"D.
- Surface is positioned 3" below bottom of worksurface.
- Non-articulating, only movement is front-to-back. Does not tilt or swivel.
- Specify paint color.

**Model**

**H4029**

**Ship Weight**

11

**Cube**

1.5

**Core**

\$ 97

**Choice/ Metallics**

\$ 106

**Custom**

\$ 114

GSA — Above models receive Initiate Panel System discounting.

How to specify

**Select Model Number from above**

**H 4 0 2 8 2** .

1st Option

**Select Paint Color**

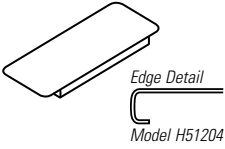
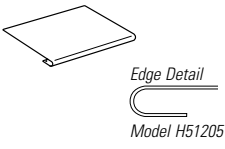
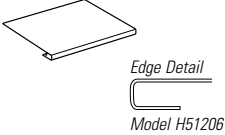
See page 664

**T 1**

Icon Legend on page 11

- ▶ Corner sleeve connects intersecting worksurfaces to create "corner desk" work areas.
- ▶ Corner sleeve has pre-drilled holes to allow attachment of articulating keyboard platforms shown on pages 668-669.
- ▶ Specify paint color.



Description	Model	Ship Weight	Cube	List by Paint Grade	
				Core	Choice/Metallics
 <p><b>Metal Corner Sleeve</b></p> <ul style="list-style-type: none"> <li>• Fits 1 1/8" thick square edge detail.</li> <li>• Smaller design is more aesthetically pleasing.</li> <li>• 22 1/2" W leading edge x 9" D.</li> </ul>	<b>H51204</b>	10	1.5	\$ 97	\$ 101
 <ul style="list-style-type: none"> <li>• Fits 1 1/8" thick full bullnose edge detail. (66000 Series The StationMaster® and Simplicity® II)</li> <li>• 22 1/2" W leading edge x 18" D.</li> </ul>	<b>H51205</b>	10	1.5	\$ 97	\$ 104
 <ul style="list-style-type: none"> <li>• Fits 1 1/8" thick square edge detail.</li> <li>• 22 1/2" W leading edge x 18" D.</li> </ul>	<b>H51206</b>	10	1.5	\$ 97	\$ 104

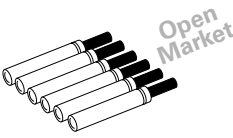

GSA — Entire page receives Simplicity II Panel System discounting.

How to specify	<b>Select Model Number from above</b> <b>H   5   1   2   0   4   .</b>	<b>1st Option</b> <b>Select Paint Color</b> See page 664 <b>P  </b>
----------------	---	--

Not on GSA Contract

## Touch-up Paint

- ▶ Touch-up kit allows minor repairs in the field.
- ▶ Kit includes markers for small touch-ups to metal casegoods products.
- ▶ Shippable by small package carrier, ground only.
- ▶ **Model HPKT001 includes:**
  - 1 Marker each of Black (P), Carob (T8), Charcoal (S), Greige (T5), Light Gray (Q), Muslin (T3), Putty (L), and Taupe (E)
- ▶ **Model HPMARKER1 includes:**
  - 1 Marker (color must be specified when ordering).

Description	Model	Ship Weight	Cube	List
 Touch-up Kit, includes all 8 Core paint colors	<b>HPKT001</b>	0.3	0.1	\$ 107
 1 Touch-up Marker Available in: Black (P), Carob (T8), Charcoal (S), Greige (T5), Light Gray (Q), Muslin (T3), Putty (L), and Taupe (E). ⚠ <b>Metallic colors available only in touch-up paint, not markers.</b>	<b>HPMARKER1</b>	0.1	0.1	\$ 26

GSA — Above models receive Filing Furniture discounting.

How to specify	<b>Select Model Number from above</b> <b>H   P   K   T   0   0   1  </b>	<b>1st Option</b> <b>Select Color</b> P Black T8 Carob S Charcoal T5 Greige Q Light Gray T3 Muslin L Putty E Taupe
----------------	---	---

Icon Legend on page 11

desking

workstations

storage & files

seating

tables

education

accessories

index



desking

workstations

storage & files

seating

tables

education

accessories

index

